

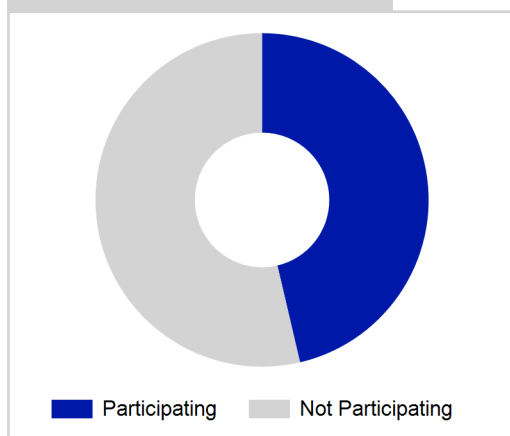
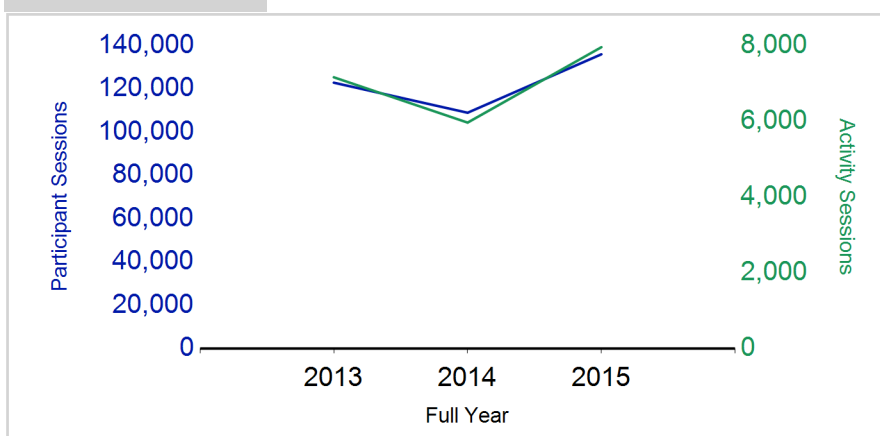
Term Report: Argyll & Bute Council

Academic Year : 2015/2016, Term(s) : Full Year

Putting sport first

sportscotland
the national agency for sport

% School Roll Participating

Participant Sessions¹

	2013 Full Year	2014 Full Year	2015 Full Year
Activity Sessions	7,163	5,966	7,957
% Purely voluntary	84%	88%	83%
Activity Session Blocks ³	879	734	993
Avg. Activity Sessions / Block ⁴	8.1	8.1	8.0
Different Activities	52	49	53
Participant Sessions¹	122,848	108,961	135,974
% Female	39%	41%	39%
Distinct Participants²	4,787	4,355	5,576
Total School Roll	10,675	10,565	10,442
% Participating	45%	41%	53%
Distinct Deliverers⁵	579	452	769
% Volunteers	94%	90%	93%
Qualified Volunteers	322	262	290
Secondary Pupils	139	130	140
Total Deliverer Sessions ⁶	14,170	12,628	17,099
Avg. Deliverers Sessions / Deliverers	24.5	27.9	22.2
School Club Links	474	414	523
Schools with at least one link	87	79	84
Clubs with at least one link	102	84	111

1. Participant Sessions are the 'visits' pupils have made to activities. These figures do not represent the distinct pupils, and should only be taken as indicative of participation.

2. Distinct participants are pupils who have attended at least one session of Active Schools supported activity across the selected year/term (whether this was in a single or multiple school activity).

3. Activities are recorded in ASMO as 'Activity Session Blocks' which describe a group who meet to take part in an activity.

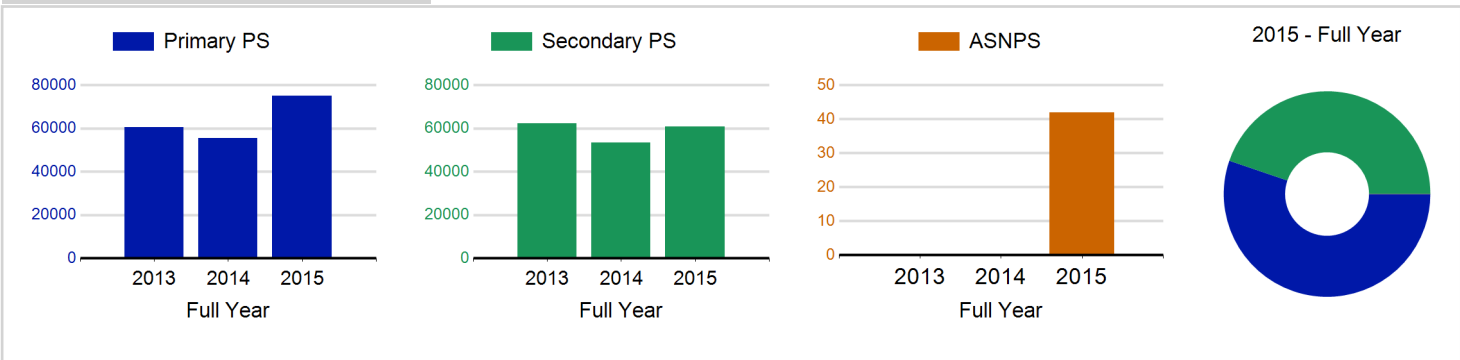
4. The Average Activity Sessions/Block figure shows the average length of a block (i.e. how many weeks did the average block run for?)

5. Distinct Deliverers are deliverers who have delivered at least one session of Active Schools supported activity across the selected year/term.

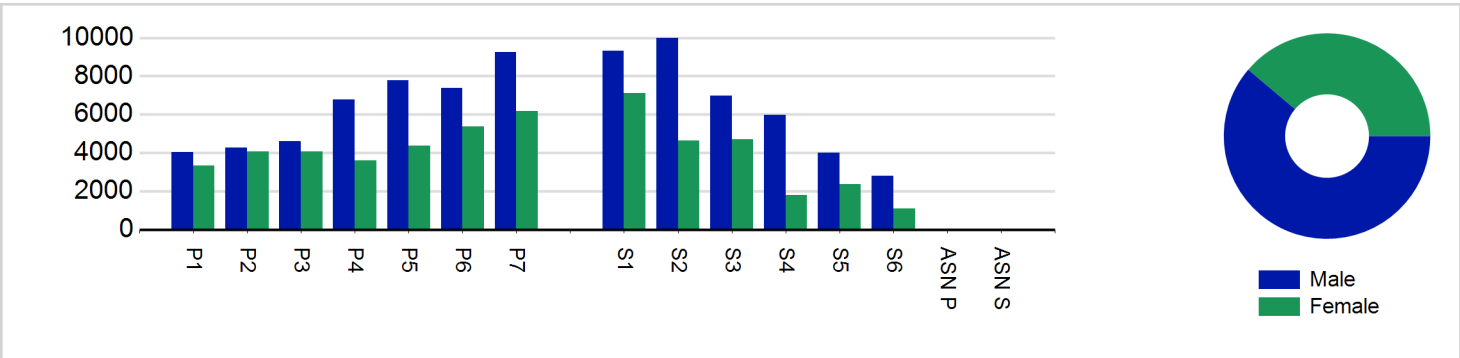
6. Deliverer Sessions are the 'visits' deliverers have made to activities. These figures do not represent the distinct deliverers, and should only be taken as indicative of delivery. Distinct deliverer information is only available at the local authority level.

7. School Roll details are taken from the Pupil Census as at September of the Academic Year. Summaries available at <http://www.gov.scot/topics/statistics/browse/school-education/datasets>

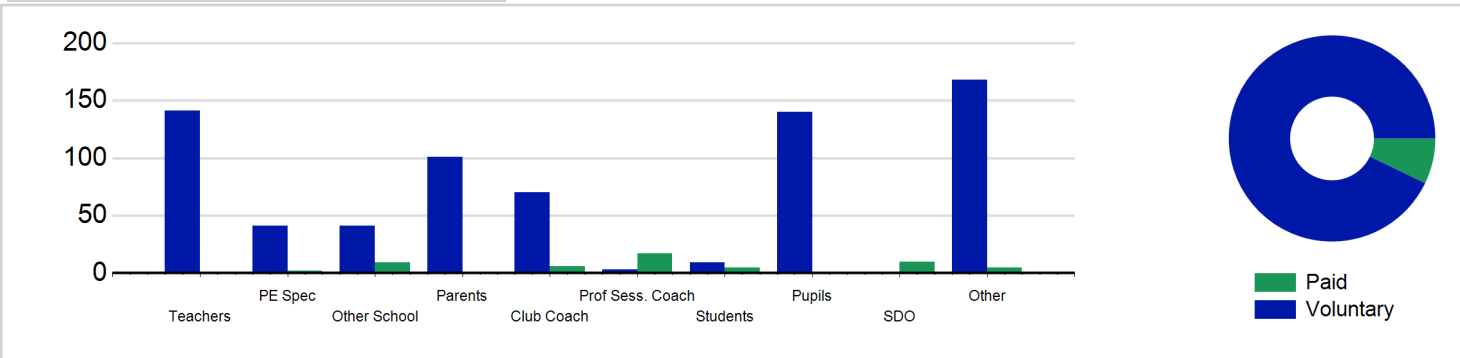
Participant Sessions¹ by School Type



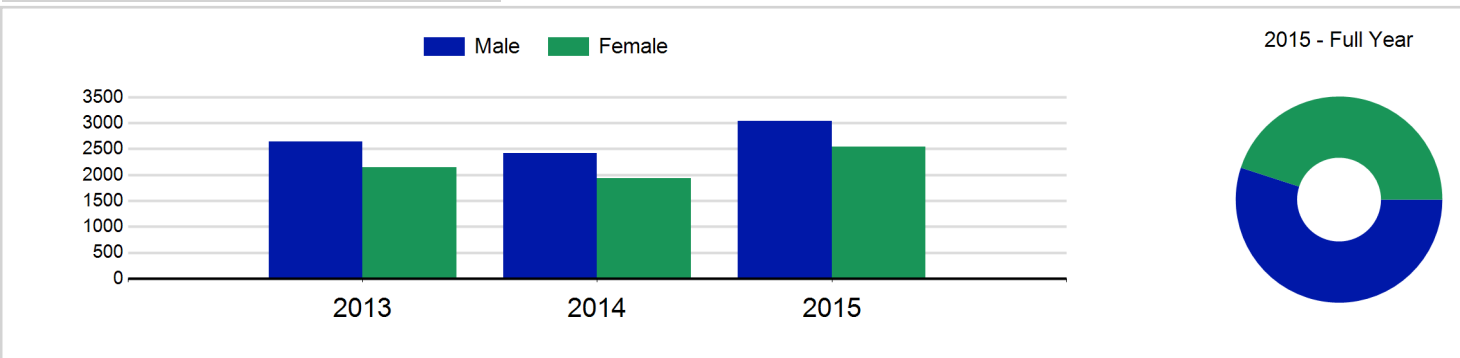
Participant Sessions¹ by Year Group and Gender



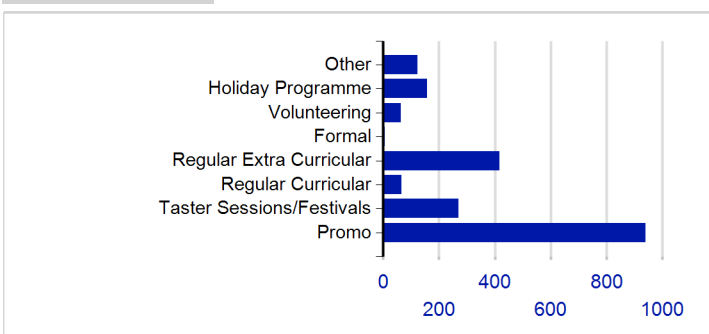
Distinct Deliverers



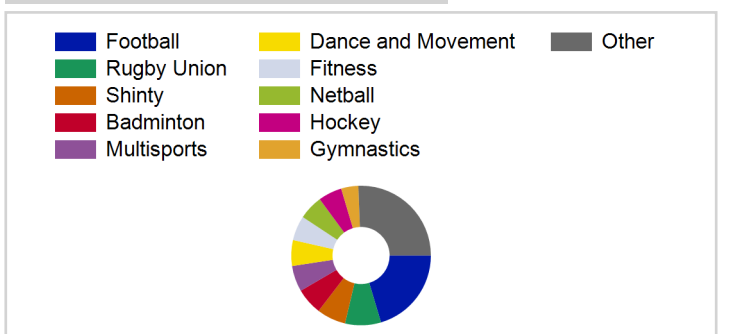
Distinct Participants² by Gender



School/Club Links



Top 10 Activities. by Participant Sessions¹



Term Report: Argyll & Bute Council

Academic Year : 2015/2016, Term(s) : Full Year

Putting sport first

sportscotland
the national agency for sport

Participant Sessions¹ by Year Group and Gender

	Male	Female
P1	4,037	3,340
P2	4,256	4,073
P3	4,597	4,066
P4	6,777	3,617
P5	7,791	4,380
P6	7,396	5,378
P7	9,245	6,183
S1	9,325	7,123
S2	9,974	4,646
S3	6,993	4,721
S4	5,987	1,785
S5	3,994	2,348
S6	2,812	1,088
ASN P		
ASN S	18	24
Total	83,202	52,772

Distinct Deliverers⁵ by Type

	Paid	Voluntary
Teachers	1	141
PE Spec	2	41
Other School	9	41
Parents		101
Club Coach	6	70
Prof Sess. Coach	17	3
Students	5	9
Pupils		140
SDO	10	
Other	5	168
Total	55	714

Distinct Participants² by Gender

Male	3,039
Female	2,537
Total	5,576