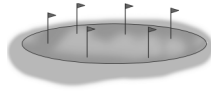


Development Centre facilities



Development Centres

Scottish Golf Development Centres, supported by ClubGolf provide quality coaching, advice and assessment to bring out the best in aspiring young players across Scotland. Development Centres will be the primary locations of ClubGolf Stage 3 delivery and will also provide enhanced practice facilities for all golfers.



Practice putting green

A Development Centre practice putting green will consist of multiple hole locations and a variety of putt lengths and contours.

Shape

Practice putting green should be rectangular, square or round in shape to maximise playable area.

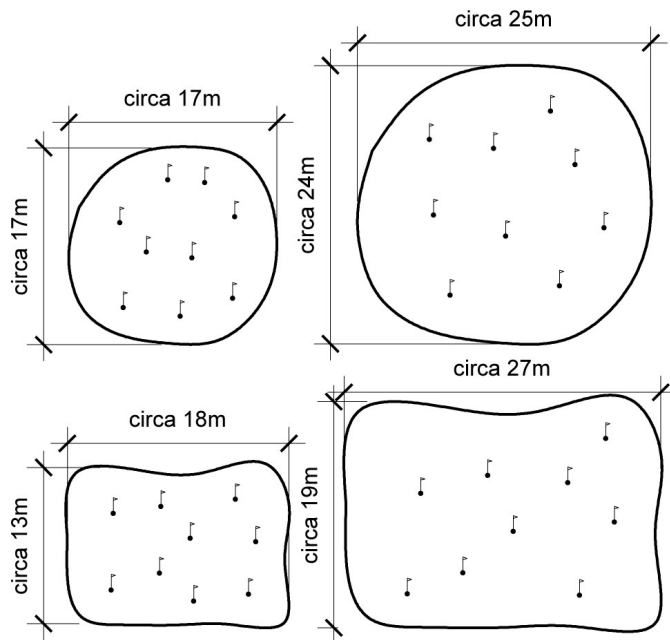
Holes

Minimum of 9 hole locations

Area

Recommended area: 250sqm - 500sqm

Rough dimensions are shown below for space planning.



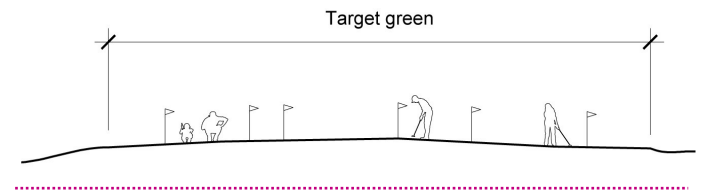
Slope

Development Centre putting green may feature greater slope and contour between hole locations than greens in ClubGolf & Get into Golf Centres.


Green surface should slope between 1% (1:80) and 3% (1:30) contoured to create the opportunity of downhill, uphill, and left & right breaking putts.

Green should not have substantial internal contouring (such as tiers) within the putting surface.

Putting green surrounds should be adequately contoured to drain/divert water away from putting surface.

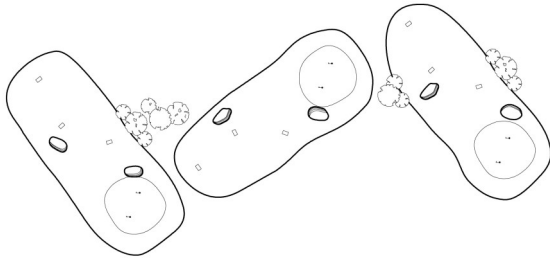


Development Centre facilities



Short game practice area

A short game practice area at a Development Centre will consist of up to 3 practice holes including practice bunkers appropriate in style to the venue.



Approach fairways

The approach fairways should be a simple round or oblong shape.

The approach fairways should be a variety of lengths and slopes ideally featuring uphill & downhill shots from hole-to-hole. The contours should ensure water does not collect on the target green or in the approach fairway area.

There should be provision for greenside chip & flop shots

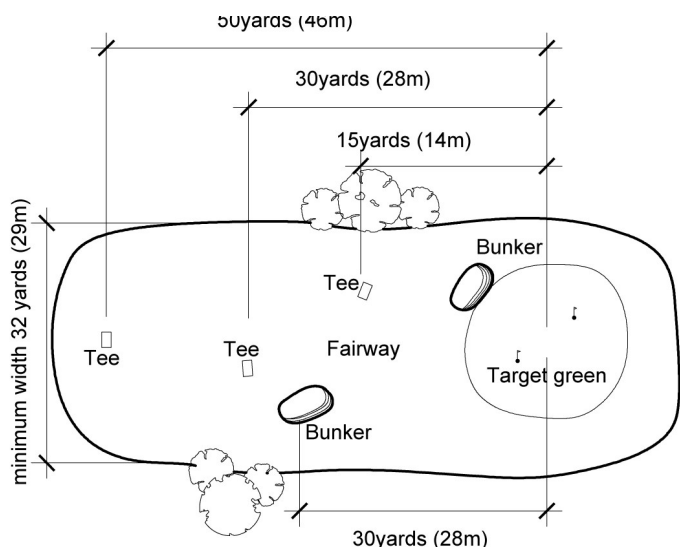
Minimum width: 32 yards (29m)

Teeing locations

There should be teeing grounds on each hole, measured to the centre of the green, providing for shots at:

- 15 yards (14m)
- 30 yards (28m)
- 50 yards (46m)

Ideally there should also be provision for shots for up to 100 yards (92m) within one or more of the holes.



Target green

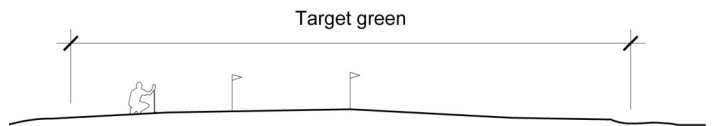
Target green should be a simple round or oblong shape with a minimum of 2 hole locations.

Recommended area: 250 – 500sqm in area

The target green should have a minimum of two hole locations

The target green surface should slope between 1% (1:80) and 3% (1:30).

Target green should not have substantial internal contouring (such as tiers) within the putting surface.



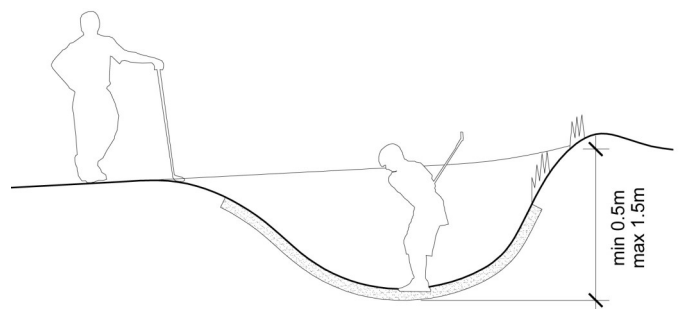
Practice bunkers

Two bunkers should be provided on the fairway.:
 One approach bunker at 30 yards (27m)
 One greenside bunker

Bunkers should be a variety of shapes and depths

Minimum depth: 0.5m
 Maximum depth: 1.5m

Bunker drainage should be installed appropriate to your specific situation.



Development Centre facilities



Long game practice facilities

A long game practice facility at a Development Centre will consist of a golf range with targets.

Ideally there will be 10 covered bays in addition to 10 external teeing grounds.

Teeing grounds

There should be a minimum of 10 teeing locations

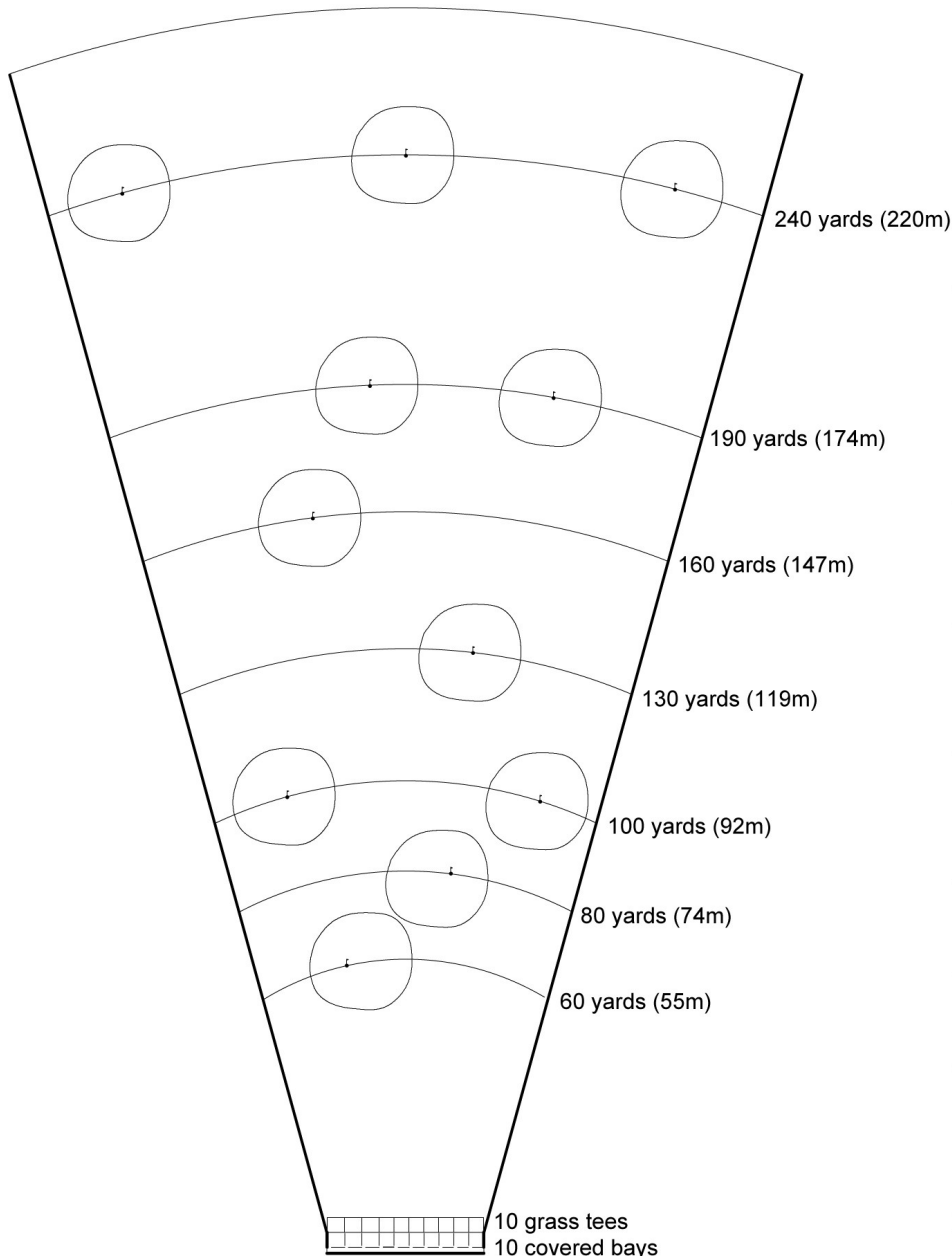
Uncovered teeing grounds can be either natural turf or synthetic turf.

Target greens

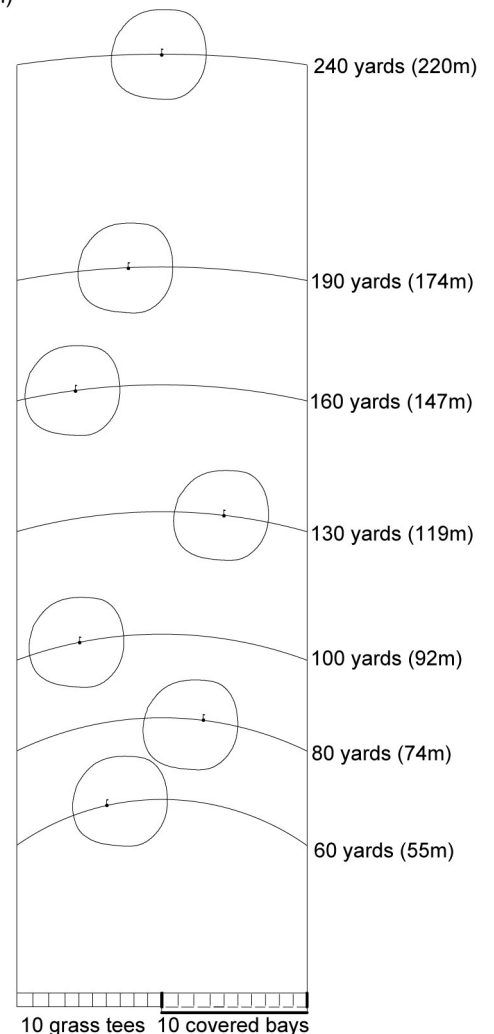
Each target green size: 100sqm

The centre point of target greens should be set at the following distances from the teeing ground:

- 60yards (55m)
- 80 yards (73m)
- 100 yards (92m)
- 130yards (119m)
- 160 yards (147m)
- 190 yards (174m)
- 240 yards (220m)



Alternative layout



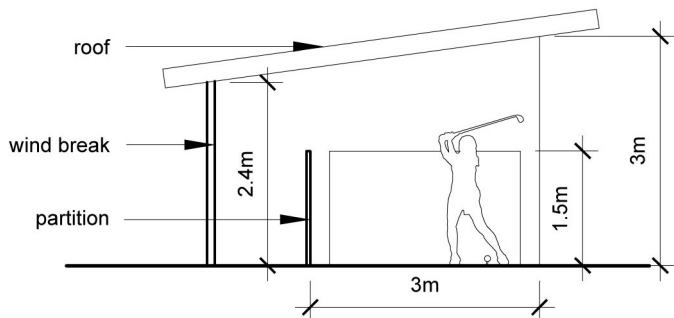
Development Centre facilities



Covered Bays

The long game practice facility teeing locations ideally are covered by a semi-closed 'driving-range' structure allowing full shots to be played whilst providing protection from the weather.

Section (cut through) of a covered bay



Plan of the covered bays

Ideally there should be between 5 & 10 covered bays, in addition to 10 external teeing grounds directly in front as shown

Number of bays

Ideally there should be between 5 & 10 covered bays, which includes at least 1 and up to 3 performance bays with a 3.5m width to facilitate coaching and video analysis

Teaching bay dimensions

Minimum 4 bays at 3m x 3m

Performance bay dimensions

Minimum 3 bays at 3m x 3.5m

Tee mats

Standard synthetic turf mat dimensions are 1.3 x 1.3 meters

Bay dividers

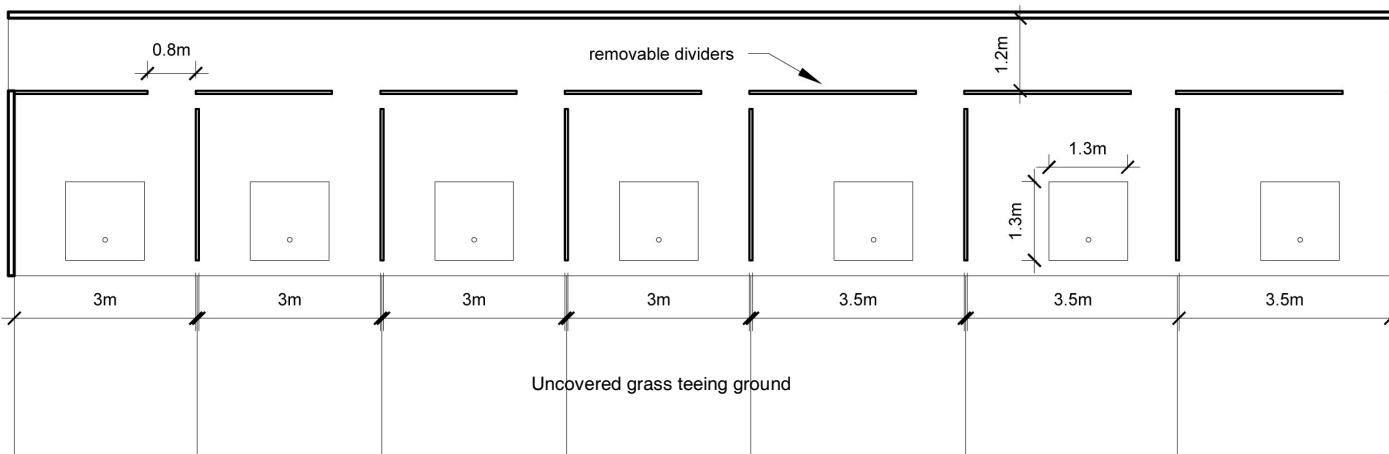
1m high x 3m long. These dividers should be designed to be removable to allow the coaching area more flexibility

Power supply

Ideally each of the performance bays should have 4 power sockets to support video equipment

Locked storage

Storage may be required to keep videos equipment when not in use



Elevation (front view) of the covered bays

