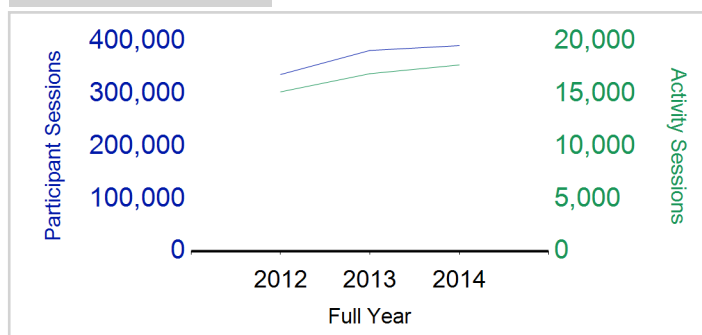


Term Report: South Lanarkshire Council

Academic Year : 2014/2015, Term(s) : Full Year

Putting Sport First

sportscotland
 the national agency for sport
Participant Sessions¹

	2012 Full Year	2013 Full Year	2014 Full Year
Activity Sessions	15,202	16,933	17,765
% Purely voluntary	75%	83%	84%
Activity Session Blocks ²	1,865	2,046	2,151
Avg Activity Sessions / Blocks ³	8.2	8.3	8.3
Different Activities	56	52	61
Participant Sessions¹	337,066	382,931	392,070
% Female	45%	47%	48%
Distinct Deliverers⁴	681	881	873
% Volunteers	85%	86%	93%
Qualified Volunteers	330	295	459
Secondary Pupils	101	184	186
Total Deliverer Sessions ⁵	23,873	28,410	31,017
Avg Deliverers Sessions / Deliverer	35.1	32.2	35.5
School Club Links	843	1,126	1,044
Schools with at least 1 link	143	145	144
Clubs with at least 1 link	96	112	108

1. Participant Sessions are the 'visits' pupils have made to activities. These figures do not represent the distinct pupils, and should only be taken as indicative of participation

2. Activities are recorded in ASMO as 'Activity Session Blocks' which describe a group who meet to take part in an activity.

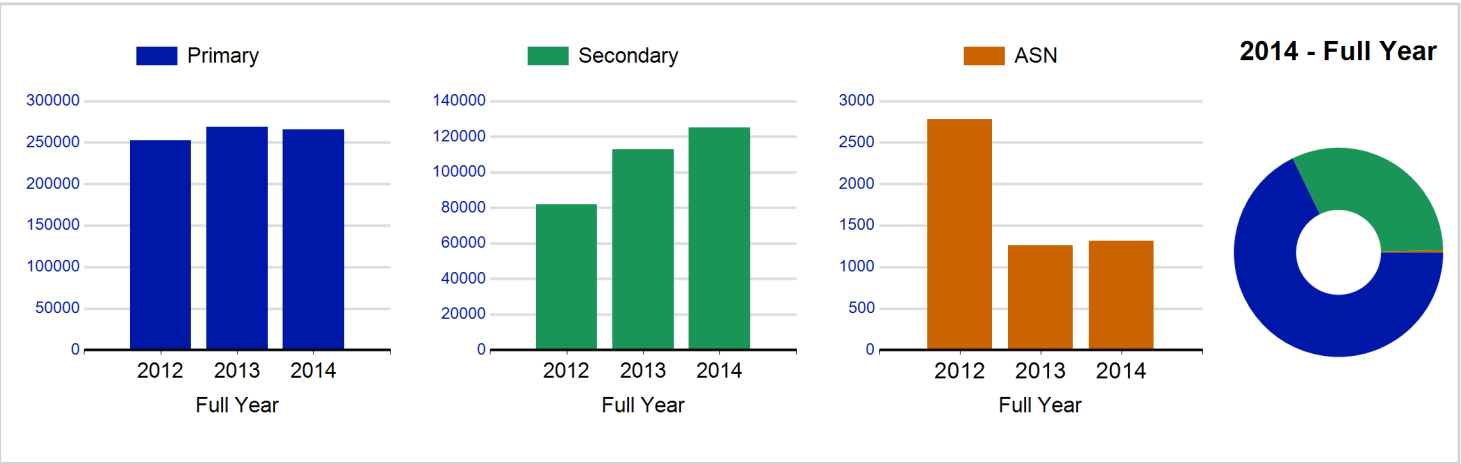
3. The Average Activity Sessions/Block figure shows the average length of a block (i.e. how many weeks did the average block run for?)

4. Distinct Deliverers are deliverers who have delivered at least one session of Active Schools supported activity across the selected year/term.

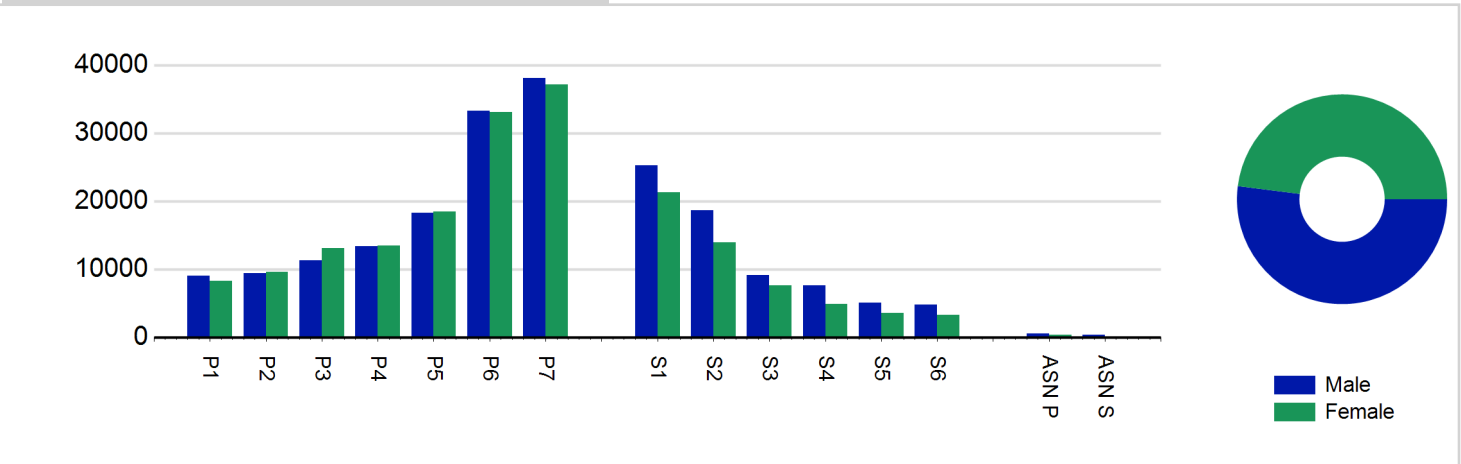
5. Deliverer Sessions are the 'visits' deliverers have made to activities. These figures do not represent the distinct deliverers, and should only be taken as indicative of delivery. Distinct deliverer information is only available at the local authority level.

6. Figures with N/A are not available for the 2008-11 phase of Active Schools. Charts which refer to information pre 2011 will show a huge increase from 0 – this is because we cannot include any 2008-2011 data at this level.

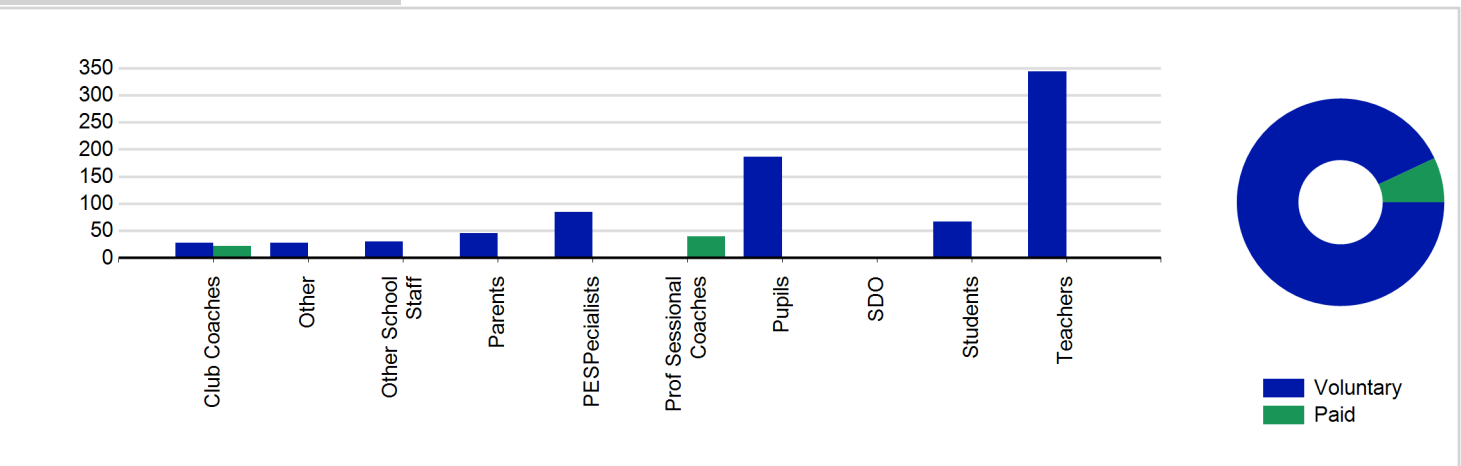
Participant Sessions¹ by School Type



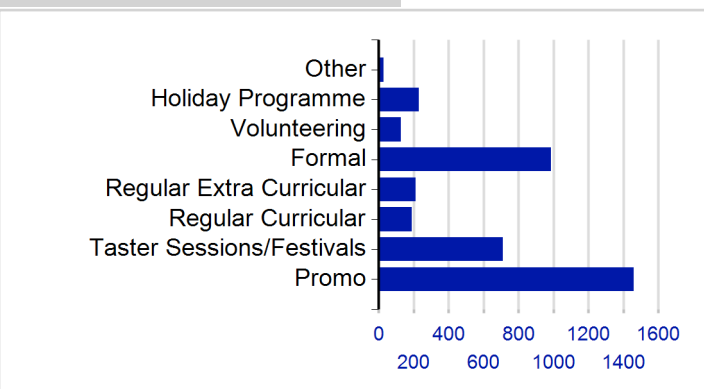
Participant Sessions¹ by Year Group and Gender



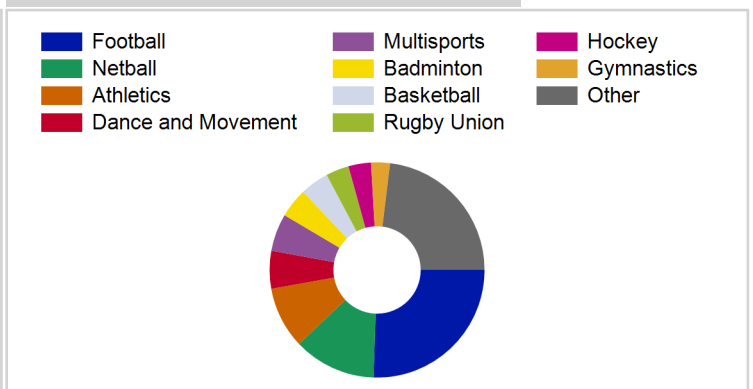
Distinct Deliverers⁴



School/Club Links



Top 10 Activities by Participant Sessions¹



Term Report: South Lanarkshire Council

Academic Year : 2014/2015, Term(s) : Full Year

Putting Sport First

sportscotland
the national agency for sport

Participant Sessions 7 by Yeargroup and Gender

	Male	Female
P1	9,007	8,232
P2	9,409	9,602
P3	11,255	13,092
P4	13,354	13,499
P5	18,287	18,426
P6	33,260	33,070
P7	38,098	37,144
S1	25,265	21,252
S2	18,643	13,958
S3	9,124	7,568
S4	7,614	4,918
S5	5,095	3,514
S6	4,814	3,254
ASN P	552	325
ASN S	326	113
Total	204,103	187,967

Distinct Deliverers 4 by Type

	Paid	Voluntary
Parents	0	45
Teachers	0	344
PESpecialists	0	84
Other School Staff	0	30
Club Coaches	21	28
Prof Sessional Coaches	39	1
Students	0	67
Pupils	0	186
SDO	1	0
Other	0	27
Total	61	812