

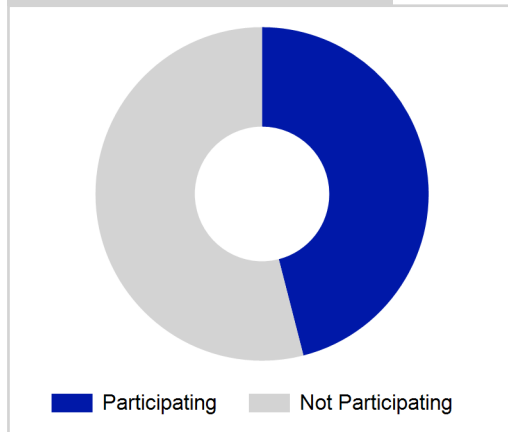
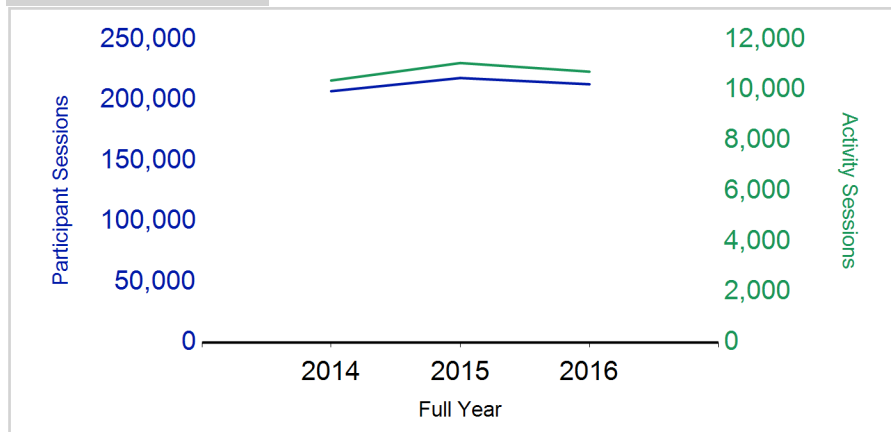
Term Report: Angus Council

Academic Year : 2016/2017, Term(s) : Full Year

Putting sport first

sportscotland
 the national agency for sport

% School Roll Participating

Participant Sessions¹

	2014 Full Year	2015 Full Year	2016 Full Year
Activity Sessions	10,377	11,070	10,726
% Purely voluntary	91%	92%	94%
Activity Session Blocks ³	1077	1188	1151
Avg. Activity Sessions / Block ⁴	9.6	9.3	9.3
Different Activities	41	45	45
Participant Sessions¹	207,362	218,258	213,107
% Female	48%	50%	54%
Distinct Participants²	6,709	6,850	7,178
Total School Roll	15,114	15,050	15,050
% Participating	44%	46%	48%
Distinct Deliverers⁵	642	631	649
% Volunteers	95%	96%	97%
Qualified Volunteers	338	353	364
Secondary Pupils	158	129	186
Total Deliverer Sessions ⁶	19,374	21,346	21,738
Avg. Deliverers Sessions / Deliverers	30.2	33.8	33.5
School Club Links	581	726	743
Schools with at least one link	61	61	60
Clubs with at least one link	93	107	113

1. Participant Sessions are the 'visits' pupils have made to activities. These figures do not represent the distinct pupils, and should only be taken as indicative of participation.

2. Distinct participants are pupils who have attended at least one session of Active Schools supported activity across the selected year/term (whether this was in a single or multiple school activity).

3. Activities are recorded in ASMO as 'Activity Session Blocks' which describe a group who meet to take part in an activity.

4. The Average Activity Sessions/Block figure shows the average length of a block (i.e. how many weeks did the average block run for?)

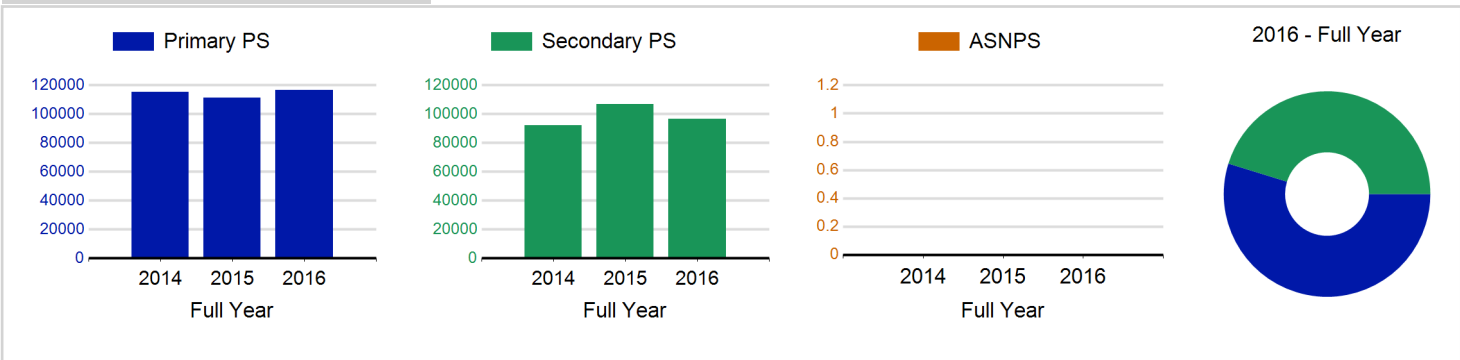
5. Distinct Deliverers are deliverers who have delivered at least one session of Active Schools supported activity across the selected year/term.

6. Deliverer Sessions are the 'visits' deliverers have made to activities. These figures do not represent the distinct deliverers, and should only be taken as indicative of delivery. Distinct deliverer information is only available at the local authority level.

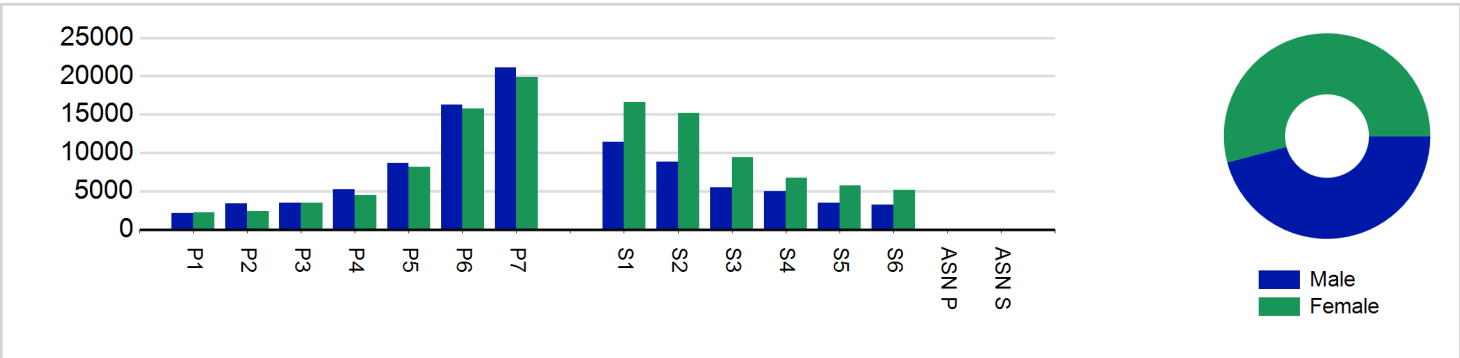
7. School Roll details are taken from the Pupil Census as at September of the Academic Year. Summaries available at <http://www.gov.scot/topics/statistics/browse/school-education/datasets>

8. Distinct Participant data collection 2011 onwards

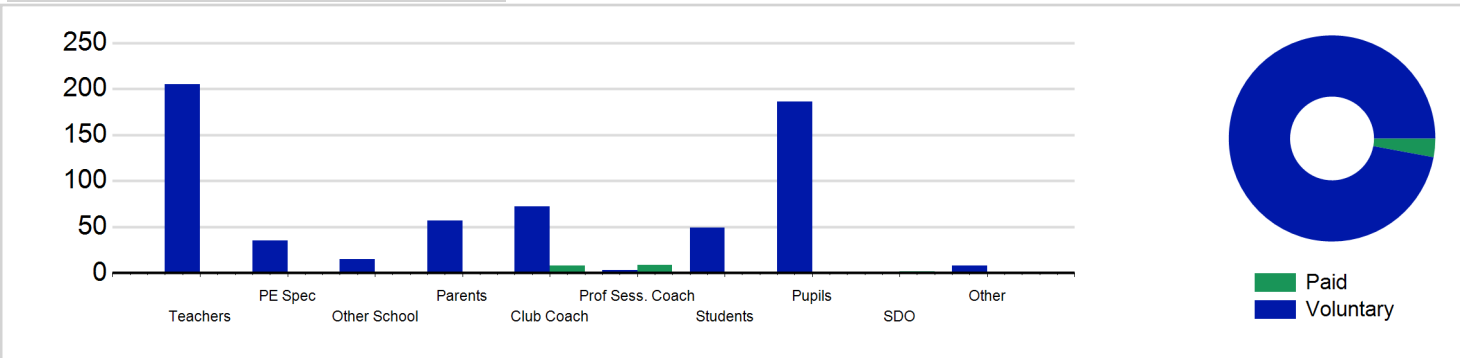
Participant Sessions¹ by School Type



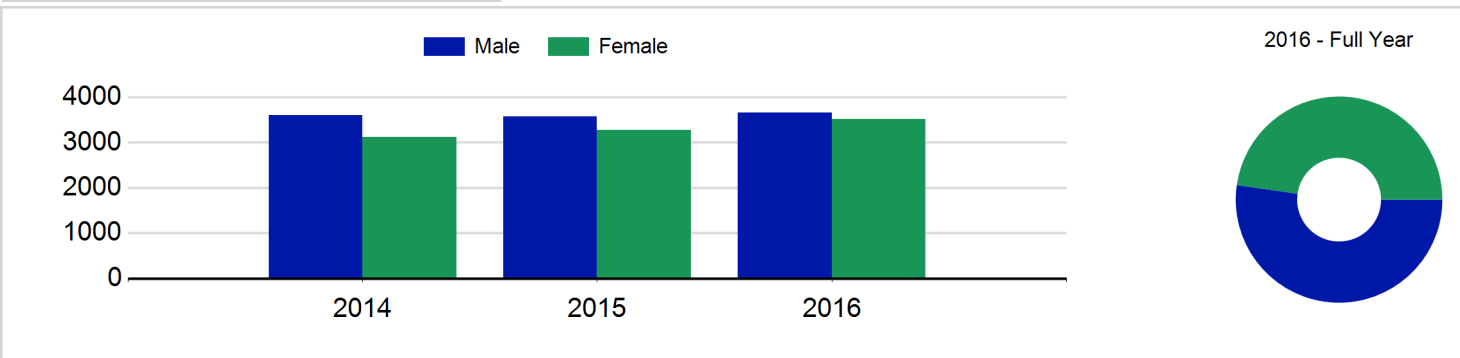
Participant Sessions¹ by Year Group and Gender



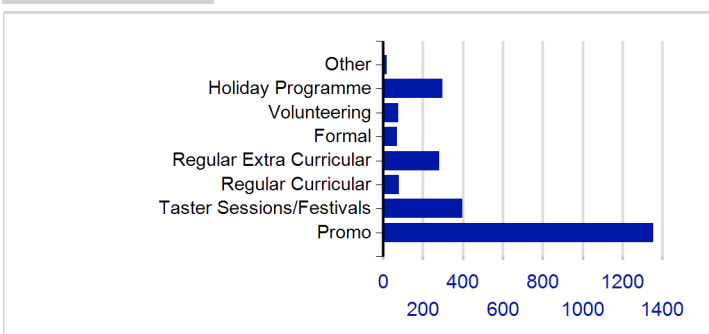
Distinct Deliverers



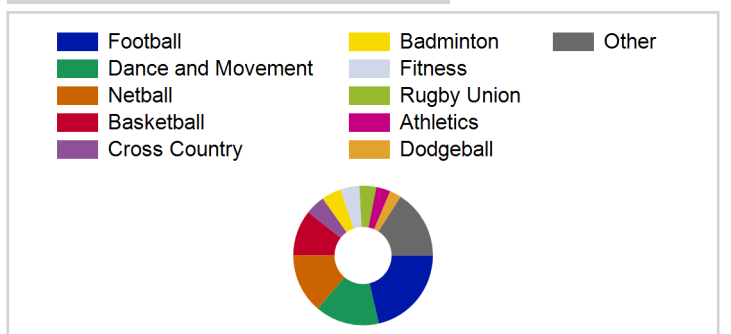
Distinct Participants² by Gender



School/Club Links



Top 10 Activities. by Participant Sessions¹



Term Report: Angus Council

Academic Year : 2016/2017, Term(s) : Full Year

Putting sport first

sportscotland
the national agency for sport

Participant Sessions¹ by Year Group and Gender

	Male	Female
P1	2,187	2,197
P2	3,399	2,413
P3	3,452	3,496
P4	5,242	4,486
P5	8,681	8,154
P6	16,271	15,755
P7	21,118	19,904
S1	11,459	16,647
S2	8,795	15,230
S3	5,449	9,411
S4	4,990	6,733
S5	3,492	5,760
S6	3,219	5,167
ASN P		
ASN S		
Total	97,754	115,353

Distinct Deliverers⁵ by Type

	Paid	Voluntary
Teachers		205
PE Spec		35
Other School		15
Parents		57
Club Coach	8	72
Prof Sess. Coach	9	3
Students		49
Pupils		186
SDO	2	
Other		8
Total	19	630

Distinct Participants² by Gender

Male	3,660
Female	3,518
Total	7,178