

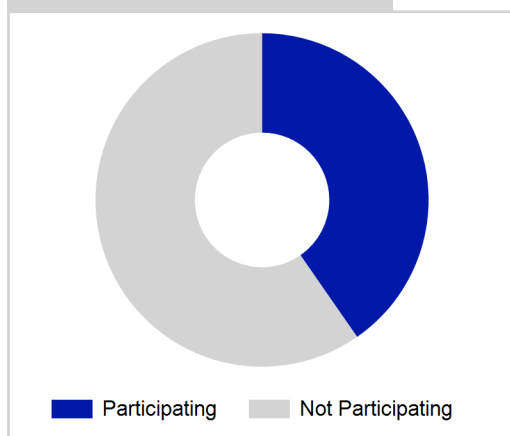
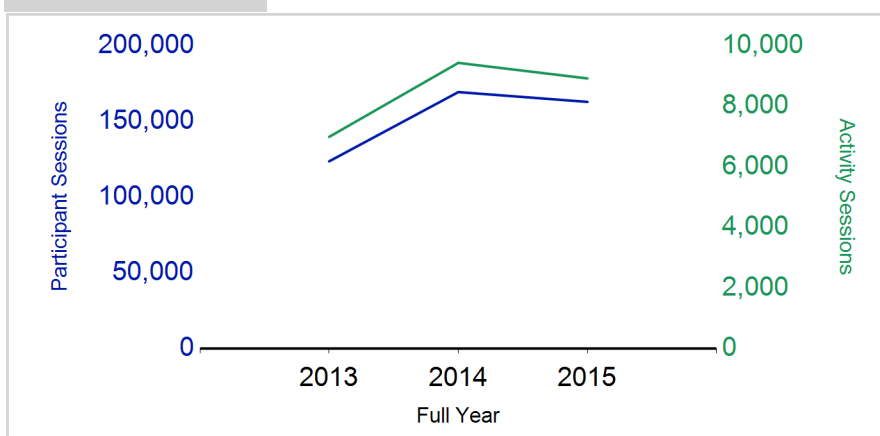
Term Report: East Lothian Council

Academic Year : 2015/2016, Term(s) : Full Year

Putting sport first

sportscotland
the national agency for sport

% School Roll Participating

Participant Sessions¹

	2013 Full Year	2014 Full Year	2015 Full Year
Activity Sessions	6,986	9,428	8,914
% Purely voluntary	65%	67%	63%
Activity Session Blocks ³	724	974	967
Avg. Activity Sessions / Block ⁴	9.6	9.7	9.2
Different Activities	46	47	46
Participant Sessions¹	123,589	169,289	162,818
% Female	40%	41%	41%
Distinct Participants²	5,353	5,544	5,824
Total School Roll	13,658	13,716	13,865
% Participating	39%	40%	42%
Distinct Deliverers⁵	445	716	521
% Volunteers	86%	84%	79%
Qualified Volunteers	159	316	200
Secondary Pupils	92	155	102
Total Deliverer Sessions ⁶	15,015	19,150	17,914
Avg. Deliverers Sessions / Deliverers	33.7	26.7	34.4
School Club Links	459	552	506
Schools with at least one link	41	41	41
Clubs with at least one link	78	100	94

1. Participant Sessions are the 'visits' pupils have made to activities. These figures do not represent the distinct pupils, and should only be taken as indicative of participation.

2. Distinct participants are pupils who have attended at least one session of Active Schools supported activity across the selected year/term (whether this was in a single or multiple school activity).

3. Activities are recorded in ASMO as 'Activity Session Blocks' which describe a group who meet to take part in an activity.

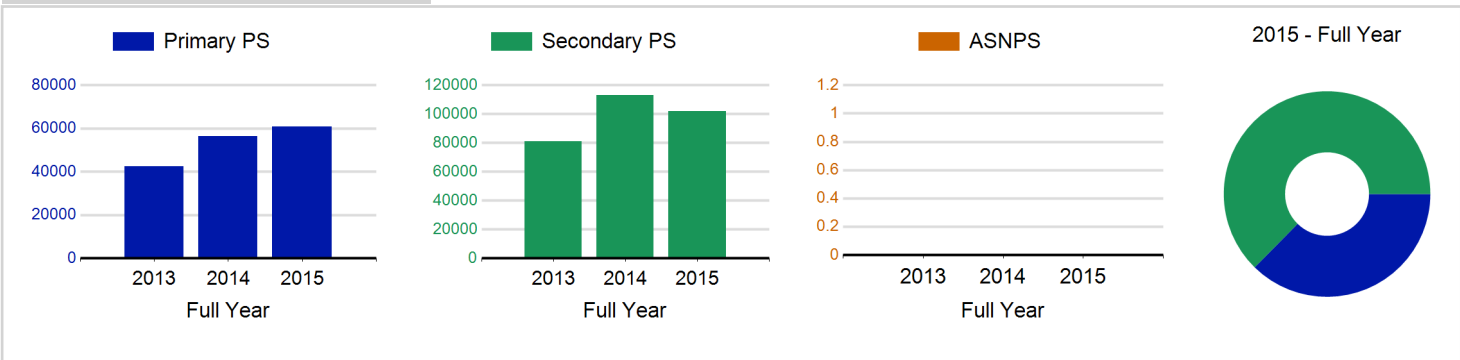
4. The Average Activity Sessions/Block figure shows the average length of a block (i.e. how many weeks did the average block run for?)

5. Distinct Deliverers are deliverers who have delivered at least one session of Active Schools supported activity across the selected year/term.

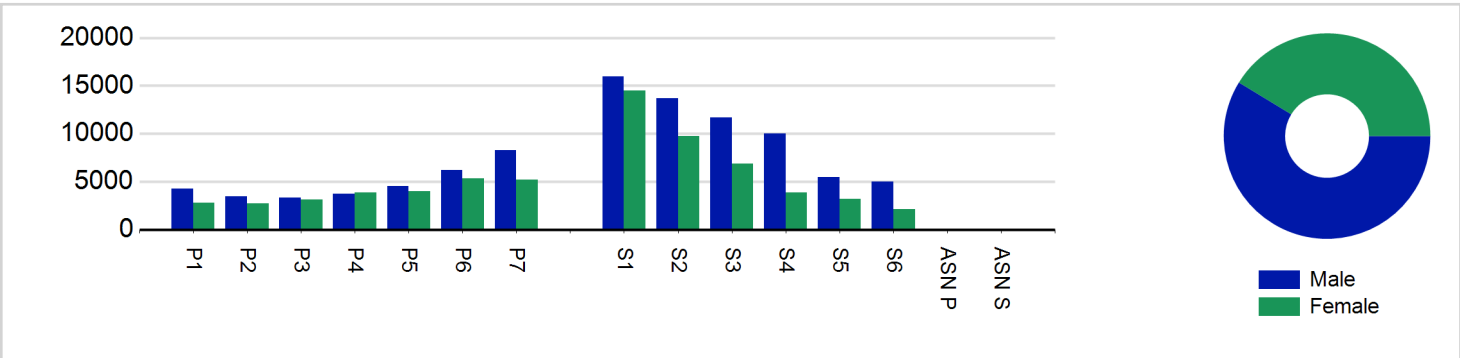
6. Deliverer Sessions are the 'visits' deliverers have made to activities. These figures do not represent the distinct deliverers, and should only be taken as indicative of delivery. Distinct deliverer information is only available at the local authority level.

7. School Roll details are taken from the Pupil Census as at September of the Academic Year. Summaries available at <http://www.gov.scot/topics/statistics/browse/school-education/datasets>

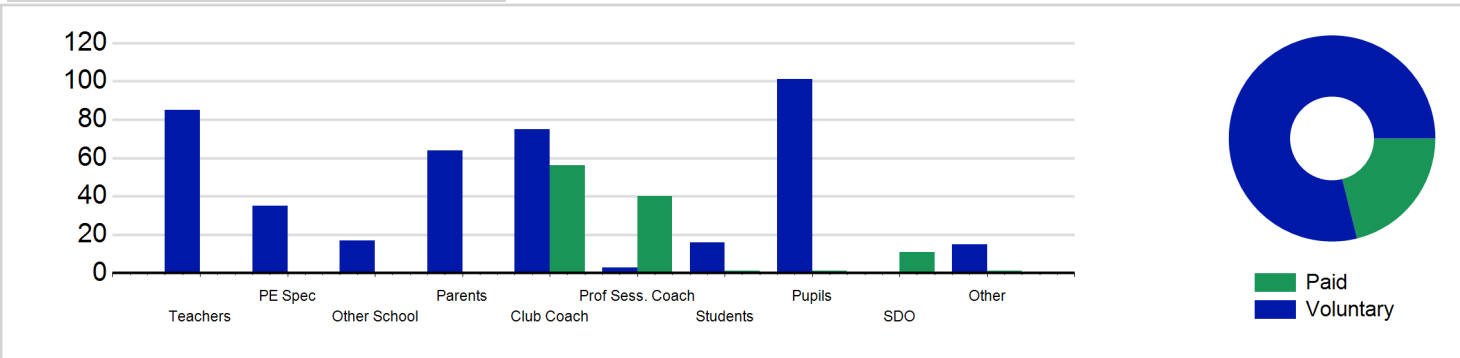
Participant Sessions¹ by School Type



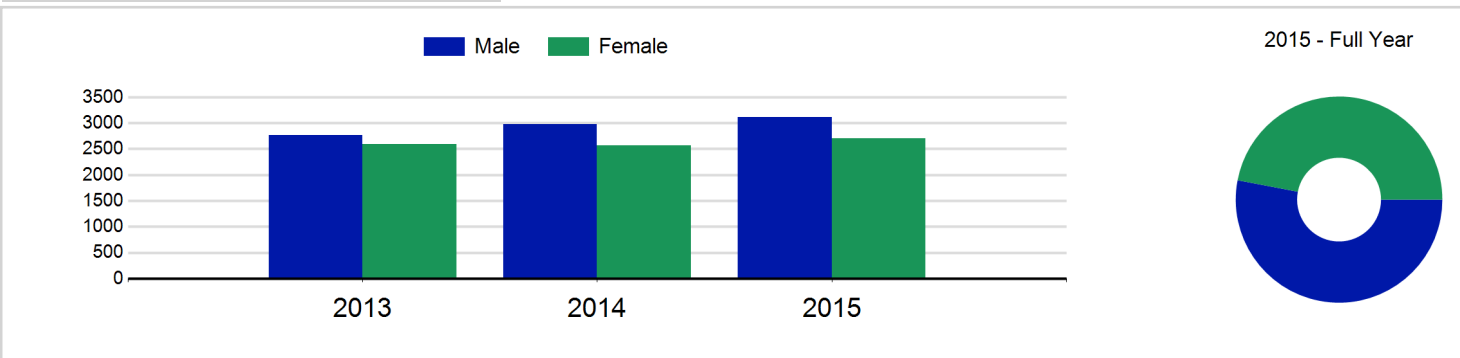
Participant Sessions¹ by Year Group and Gender



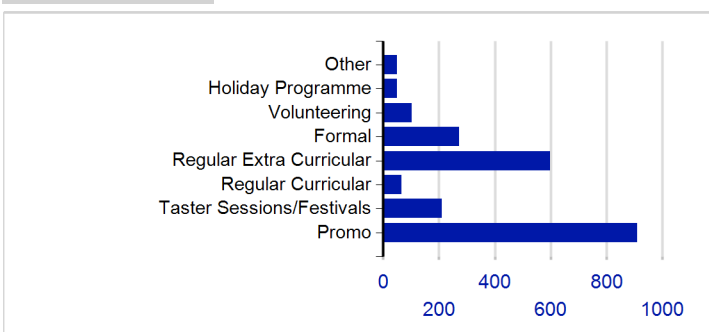
Distinct Deliverers



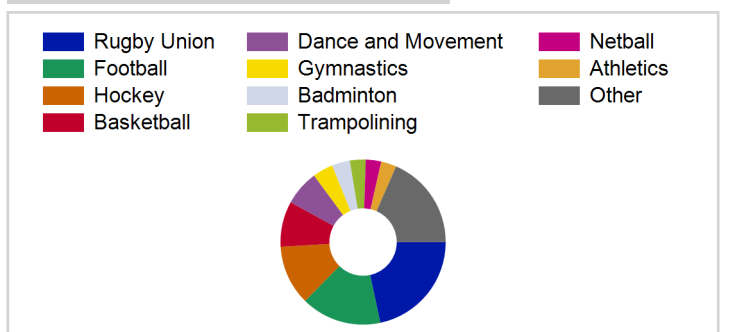
Distinct Participants² by Gender



School/Club Links



Top 10 Activities. by Participant Sessions¹



Term Report: East Lothian Council

Academic Year : 2015/2016, Term(s) : Full Year

Putting sport first

sportscotland
the national agency for sport

Participant Sessions¹ by Year Group and Gender

	Male	Female
P1	4,269	2,787
P2	3,485	2,752
P3	3,342	3,132
P4	3,739	3,832
P5	4,526	3,968
P6	6,171	5,326
P7	8,303	5,192
S1	15,962	14,477
S2	13,702	9,751
S3	11,658	6,841
S4	9,987	3,841
S5	5,484	3,180
S6	5,000	2,111
ASN P		
ASN S		
Total	95,628	67,190

Distinct Deliverers⁵ by Type

	Paid	Voluntary
Teachers		85
PE Spec		35
Other School		17
Parents		64
Club Coach	56	75
Prof Sess. Coach	40	3
Students	1	16
Pupils	1	101
SDO	11	
Other	1	15
Total	110	411

Distinct Participants² by Gender

Male	3,119
Female	2,705
Total	5,824