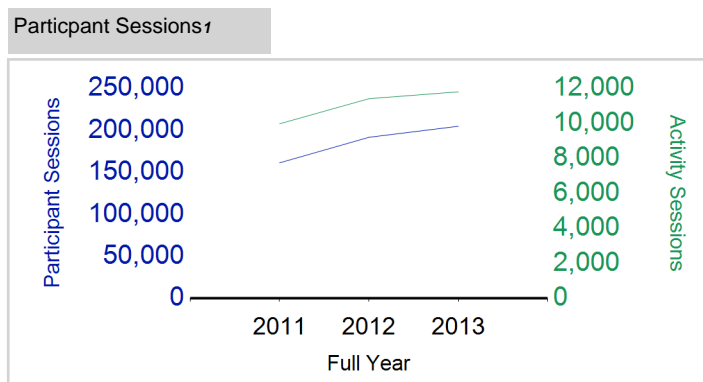


Term Report: Aberdeenshire Council

Academic Year : 2013/2014, Term(s) : Full Year

Putting Sport First

sportscotland
 the national agency for sport


	2011 Full Year	2012 Full Year	2013 Full Year
Activity Sessions	9,981	11,417	11,810
% Purely voluntary	57%	58%	66%
Activity Session Blocks ²	1,139	1,268	1,334
Avg Activity Sessions / Blocks ³	8.8	9.0	8.9
Different Activities	54	55	53
Participant Sessions¹	161,465	191,870	205,052
% Female	53%	54%	52%
Distinct Deliverers⁴	850	2,135	959
% Volunteers	84%	86%	88%
Qualified Volunteers	432	1,170	467
Secondary Pupils	171	452	174
Total Deliverer Sessions ⁵	22,212	23,507	24,526
Avg Deliverers Sessions / Deliverer	26.1	11.0	25.6
School Club Links	586	983	1,171
Schools with at least 1 link	148	160	163
Clubs with at least 1 link	95	124	126

1. Participant Sessions are the 'visits' pupils have made to activities. These figures do not represent the distinct pupils, and should only be taken as indicative of participation

2. Activities are recorded in ASMO as 'Activity Session Blocks' which describe a group who meet to take part in an activity.

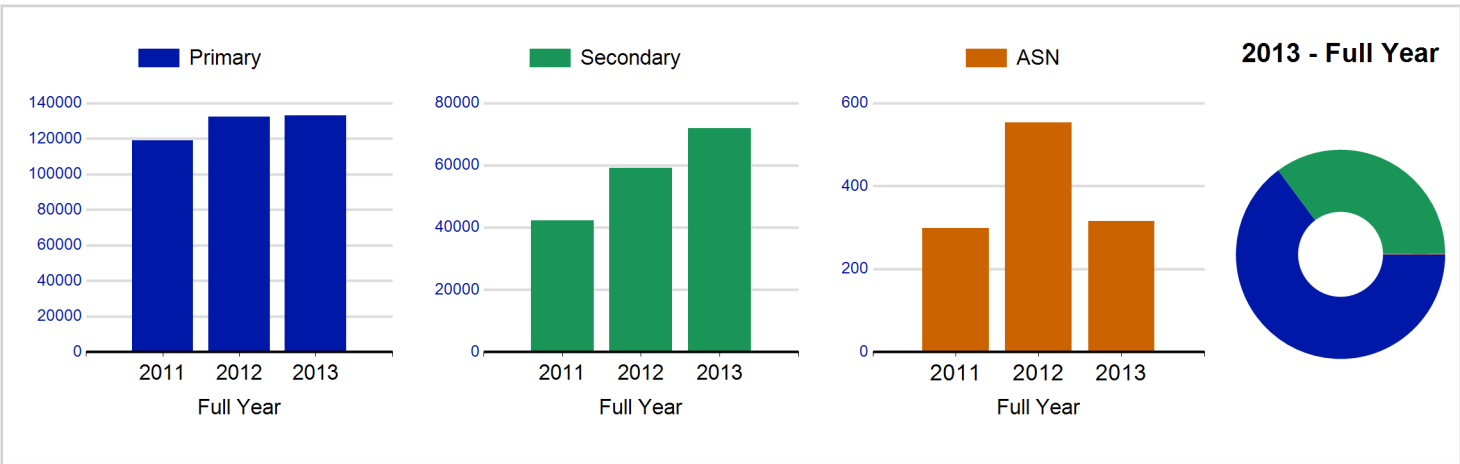
3. The Average Activity Sessions/Block figure shows the average length of a block (i.e. how many weeks did the average block run for?)

4. Distinct Deliverers are deliverers who have delivered at least one session of Active Schools supported activity across the selected year/term.

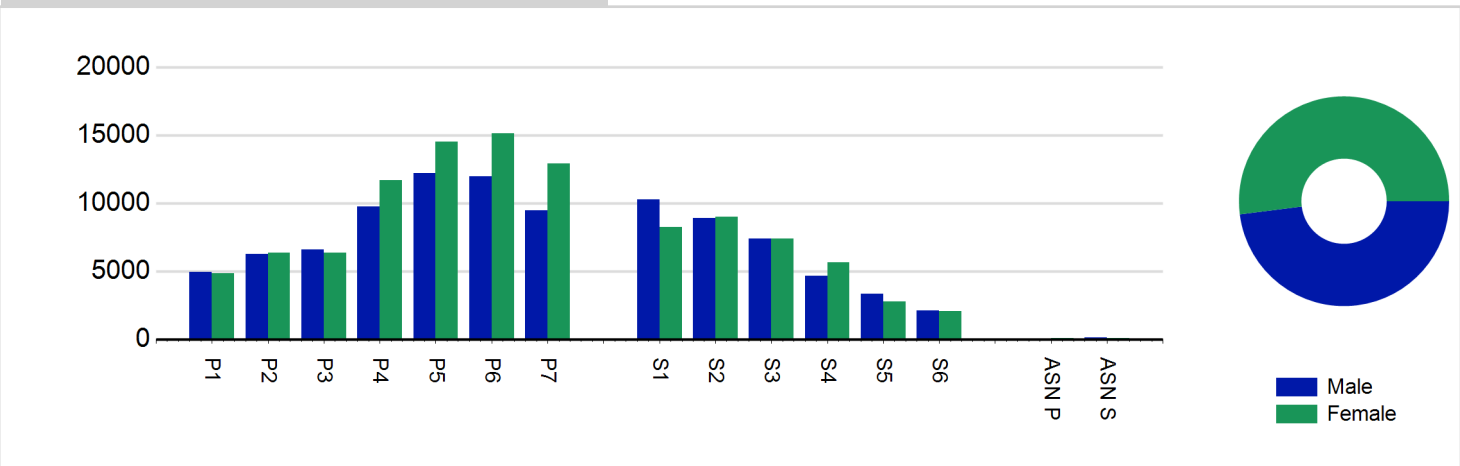
5. Deliverer Sessions are the 'visits' deliverers have made to activities. These figures do not represent the distinct deliverers, and should only be taken as indicative of delivery. Distinct deliverer information is only available at the local authority level.

6. Figures with N/A are not available for the 2008-11 phase of Active Schools. Charts which refer to information pre 2011 will show a huge increase from 0 – this is because we cannot include any 2008-2011 data at this level.

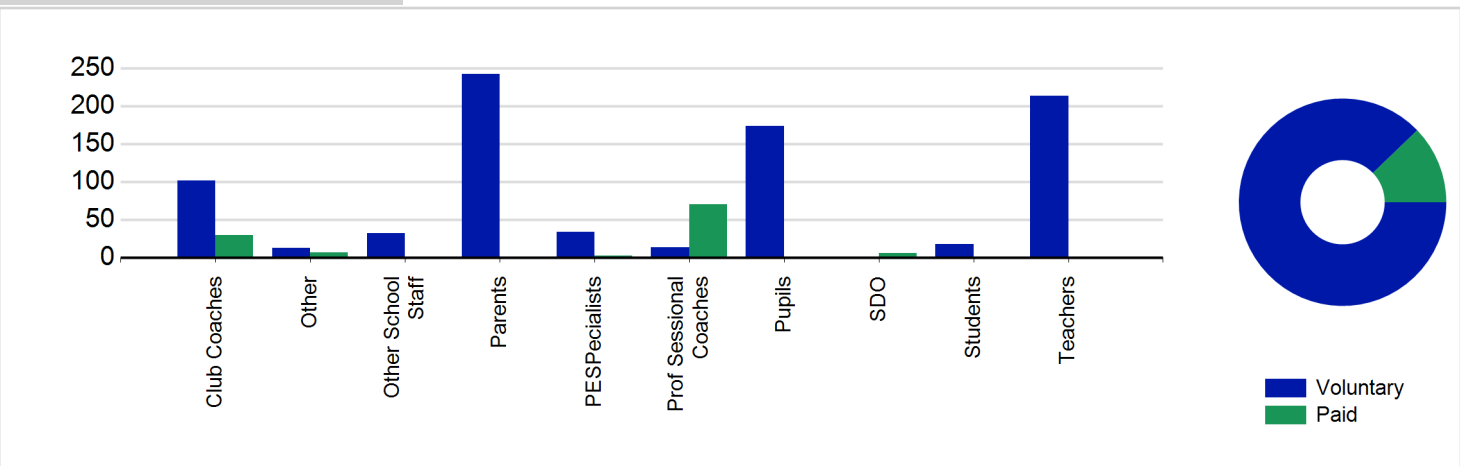
Participant Sessions¹ by School Type



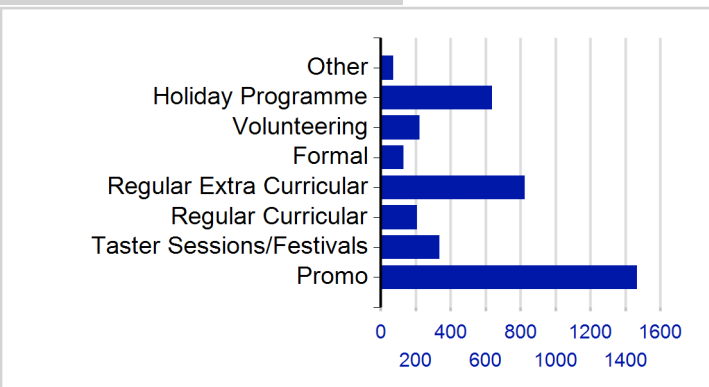
Participant Sessions¹ by Year Group and Gender



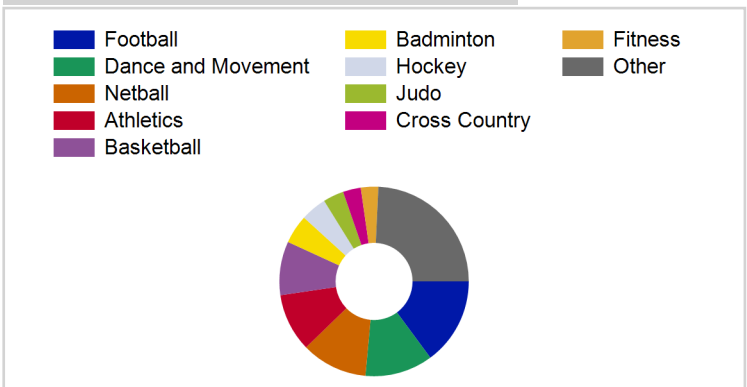
Distinct Deliverers⁴



School/Club Links



Top 10 Activities by Participant Sessions¹



Term Report: Aberdeenshire Council

Academic Year : 2013/2014, Term(s) : Full Year

Putting Sport First

sportscotland
the national agency for sport

Participant Sessions 7 by Yeargroup and Gender

	Male	Female
P1	4,925	4,841
P2	6,269	6,362
P3	6,593	6,350
P4	9,730	11,708
P5	12,214	14,519
P6	11,957	15,112
P7	9,476	12,891
S1	10,266	8,221
S2	8,900	9,001
S3	7,369	7,416
S4	4,675	5,634
S5	3,338	2,782
S6	2,119	2,068
ASN P	40	58
ASN S	126	92
Total	97,997	107,055

Distinct Deliverers 4 by Type

	Paid	Voluntary
Parents	0	242
Teachers	0	213
PESpecialists	3	34
Other School Staff	0	32
Club Coaches	30	102
Prof Sessional Coaches	70	14
Students	1	18
Pupils	0	174
SDO	6	0
Other	7	13
Total	117	842