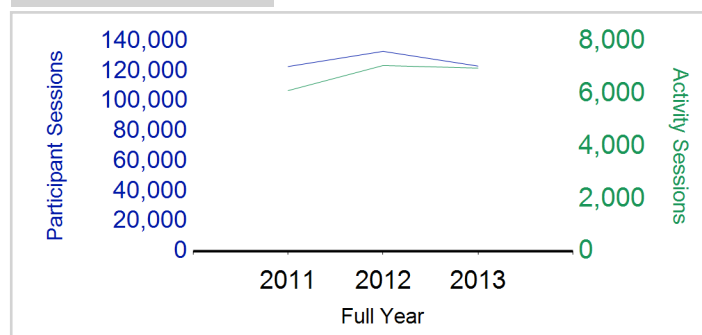


Term Report: East Lothian Council

Academic Year : 2013/2014, Term(s) : Full Year

Putting Sport First

sportscotland
 the national agency for sport
Participant Sessions¹

	2011 Full Year	2012 Full Year	2013 Full Year
Activity Sessions	6,129	7,084	6,986
% Purely voluntary	66%	68%	65%
Activity Session Blocks ²	679	755	724
Avg Activity Sessions / Blocks ³	9.0	9.4	9.6
Different Activities	50	52	46
Participant Sessions¹	123,293	133,412	123,589
% Female	40%	40%	40%
Distinct Deliverers⁴	543	433	445
% Volunteers	82%	88%	86%
Qualified Volunteers	164	180	159
Secondary Pupils	88	84	92
Total Deliverer Sessions ⁵	13,321	14,315	15,015
Avg Deliverers Sessions / Deliverer	24.5	33.1	33.7
School Club Links	204	378	459
Schools with at least 1 link	37	41	41
Clubs with at least 1 link	75	77	78

1. Participant Sessions are the 'visits' pupils have made to activities. These figures do not represent the distinct pupils, and should only be taken as indicative of participation

2. Activities are recorded in ASMO as 'Activity Session Blocks' which describe a group who meet to take part in an activity.

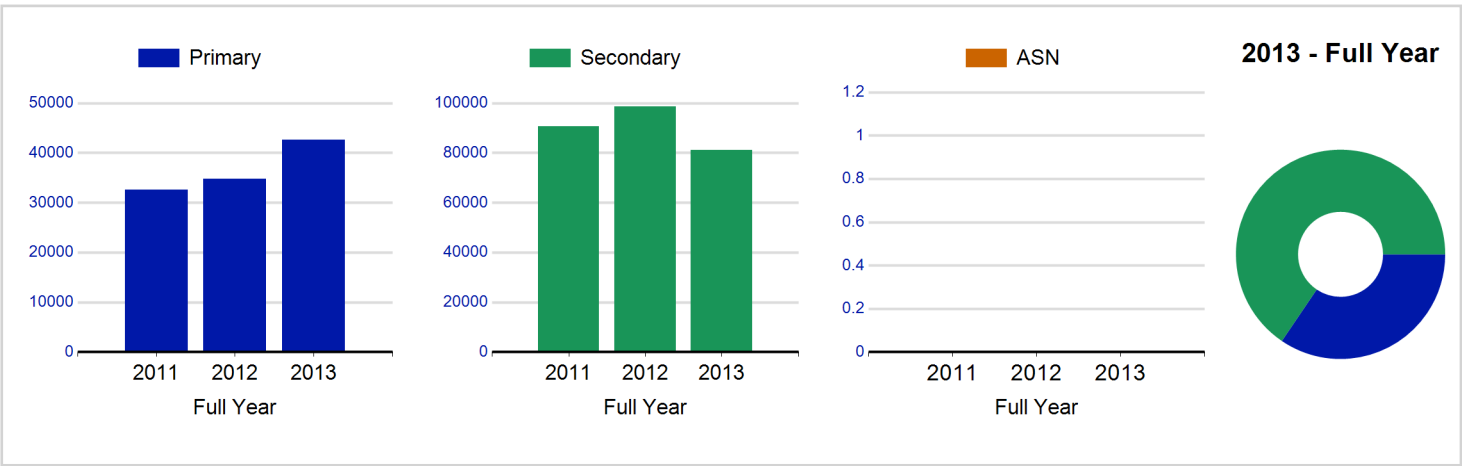
3. The Average Activity Sessions/Block figure shows the average length of a block (i.e. how many weeks did the average block run for?)

4. Distinct Deliverers are deliverers who have delivered at least one session of Active Schools supported activity across the selected year/term.

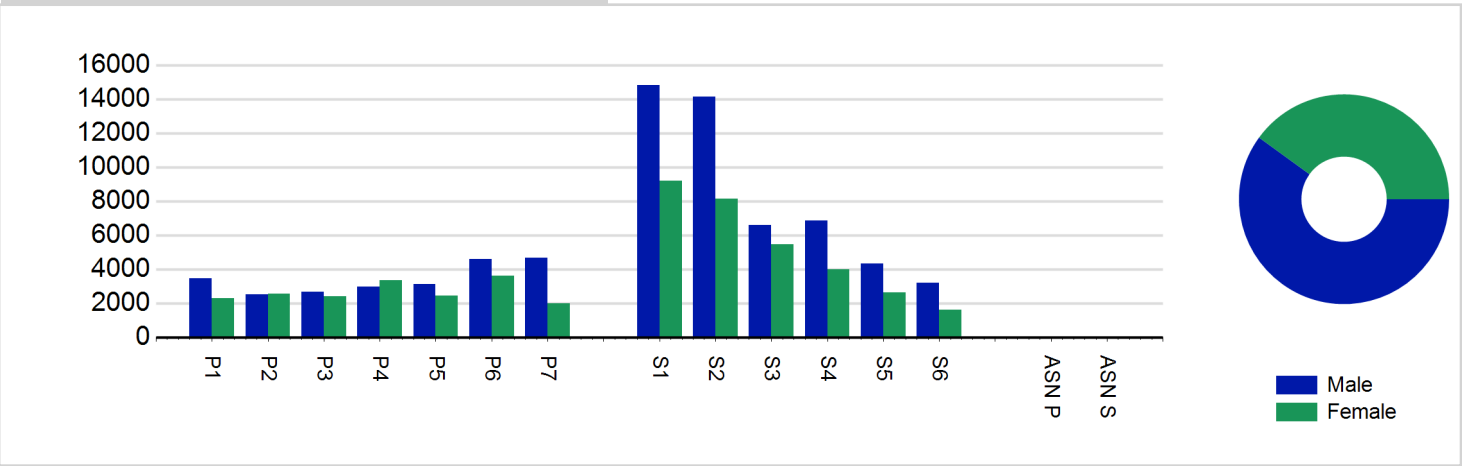
5. Deliverer Sessions are the 'visits' deliverers have made to activities. These figures do not represent the distinct deliverers, and should only be taken as indicative of delivery. Distinct deliverer information is only available at the local authority level.

6. Figures with N/A are not available for the 2008-11 phase of Active Schools. Charts which refer to information pre 2011 will show a huge increase from 0 – this is because we cannot include any 2008-2011 data at this level.

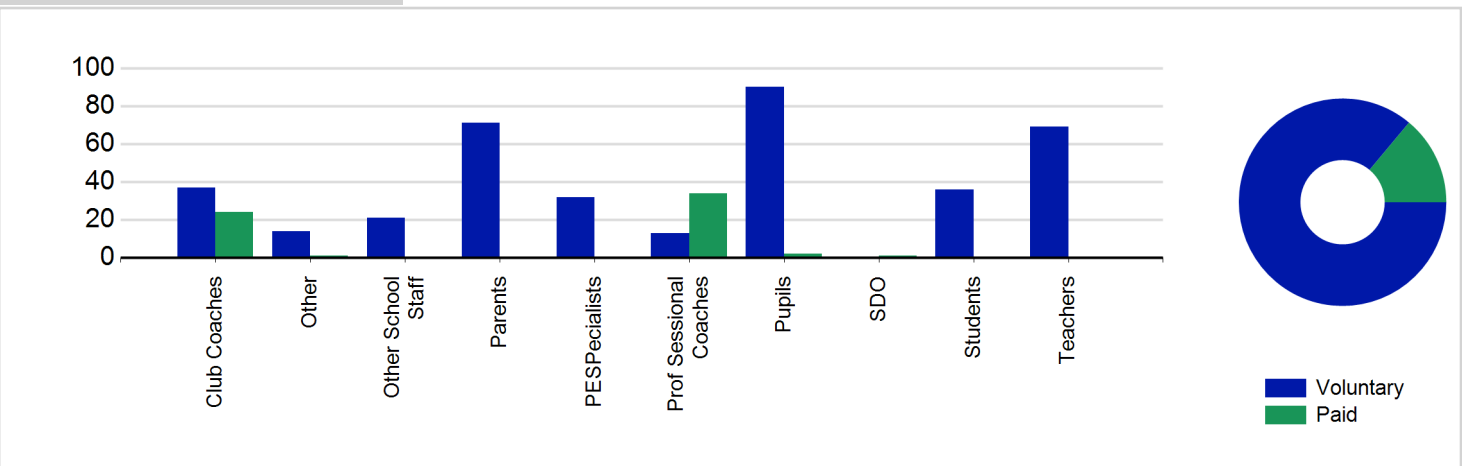
Participant Sessions¹ by School Type



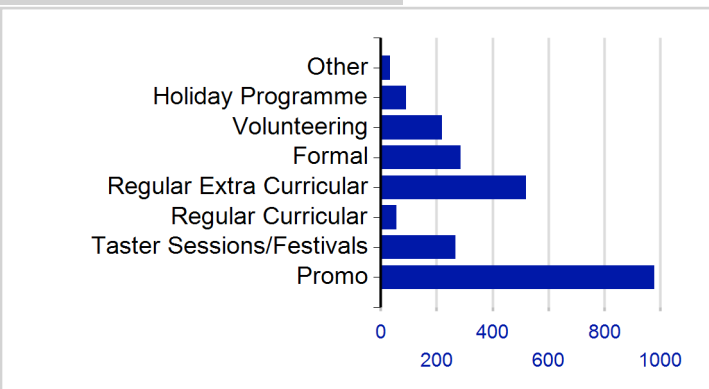
Participant Sessions¹ by Year Group and Gender



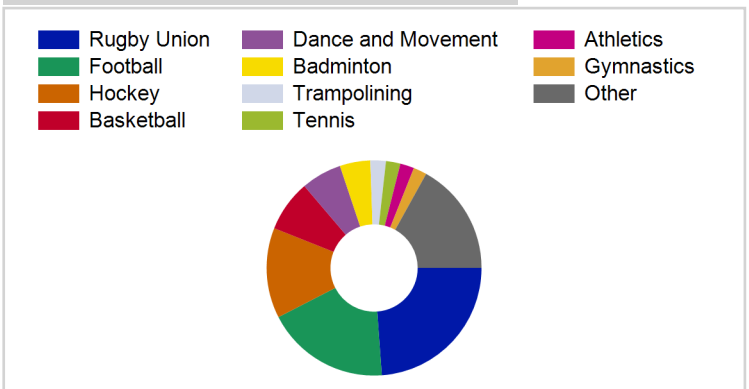
Distinct Deliverers⁴



School/Club Links



Top 10 Activities by Participant Sessions¹



Term Report: East Lothian Council

Academic Year : 2013/2014, Term(s) : Full Year

Putting Sport First

sportscotland
 the national agency for sport

Participant Sessions 7 by Yeargroup and Gender

	Male	Female
P1	3,456	2,292
P2	2,536	2,557
P3	2,686	2,402
P4	2,959	3,351
P5	3,107	2,429
P6	4,579	3,593
P7	4,654	2,004
S1	14,838	9,194
S2	14,124	8,149
S3	6,589	5,472
S4	6,875	3,996
S5	4,315	2,633
S6	3,191	1,608
ASN P	0	0
ASN S	0	0
Total	73,909	49,680

Distinct Deliverers 4 by Type

	Paid	Voluntary
Parents	0	71
Teachers	0	69
PESpecialists	0	32
Other School Staff	0	21
Club Coaches	24	37
Prof Sessional Coaches	34	13
Students	0	36
Pupils	2	90
SDO	1	0
Other	1	14
Total	62	383