

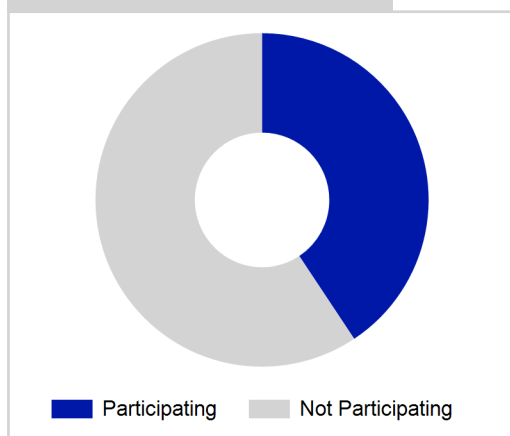
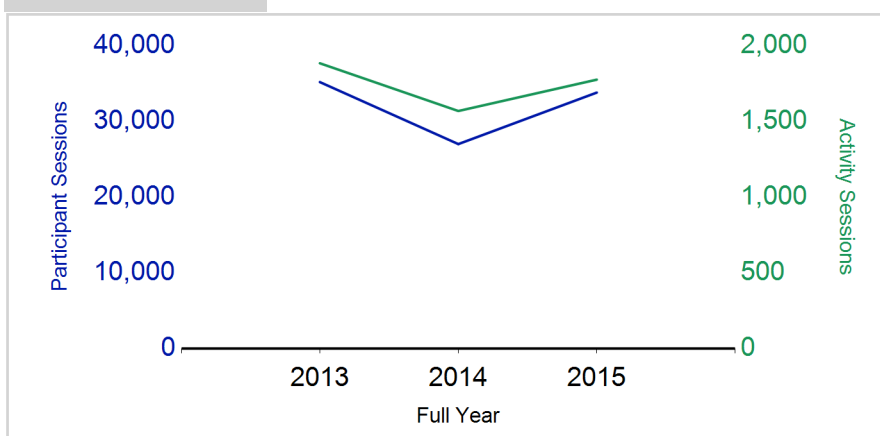
# Term Report: Orkney Islands Council

Academic Year : 2015/2016, Term(s) : Full Year

## Putting sport first

**sportscotland**  
the national agency for sport

## % School Roll Participating

Participant Sessions<sup>1</sup>

	2013 Full Year	2014 Full Year	2015 Full Year
<b>Activity Sessions</b>	<b>1,883</b>	<b>1,568</b>	<b>1,775</b>
% Purely voluntary	76%	93%	91%
Activity Session Blocks <sup>3</sup>	172	156	161
Avg. Activity Sessions / Block <sup>4</sup>	10.9	10.1	11.0
Different Activities	24	24	22
<b>Participant Sessions<sup>1</sup></b>	<b>35,179</b>	<b>26,996</b>	<b>33,795</b>
% Female	45%	40%	42%
<b>Distinct Participants<sup>2</sup></b>	<b>1,048</b>	<b>1,043</b>	<b>1,133</b>
Total School Roll	2,643	2,662	2,665
% Participating	40%	39%	43%
<b>Distinct Deliverers<sup>5</sup></b>	<b>163</b>	<b>154</b>	<b>160</b>
% Volunteers	96%	95%	99%
Qualified Volunteers	46	45	60
Secondary Pupils	18	17	11
Total Deliverer Sessions <sup>6</sup>	5,017	4,353	5,277
Avg. Deliverers Sessions / Deliverers	30.8	28.3	33.0
<b>School Club Links</b>	<b>120</b>	<b>139</b>	<b>133</b>
Schools with at least one link	25	21	25
Clubs with at least one link	14	18	18

1. Participant Sessions are the 'visits' pupils have made to activities. These figures do not represent the distinct pupils, and should only be taken as indicative of participation.

2. Distinct participants are pupils who have attended at least one session of Active Schools supported activity across the selected year/term (whether this was in a single or multiple school activity).

3. Activities are recorded in ASMO as 'Activity Session Blocks' which describe a group who meet to take part in an activity.

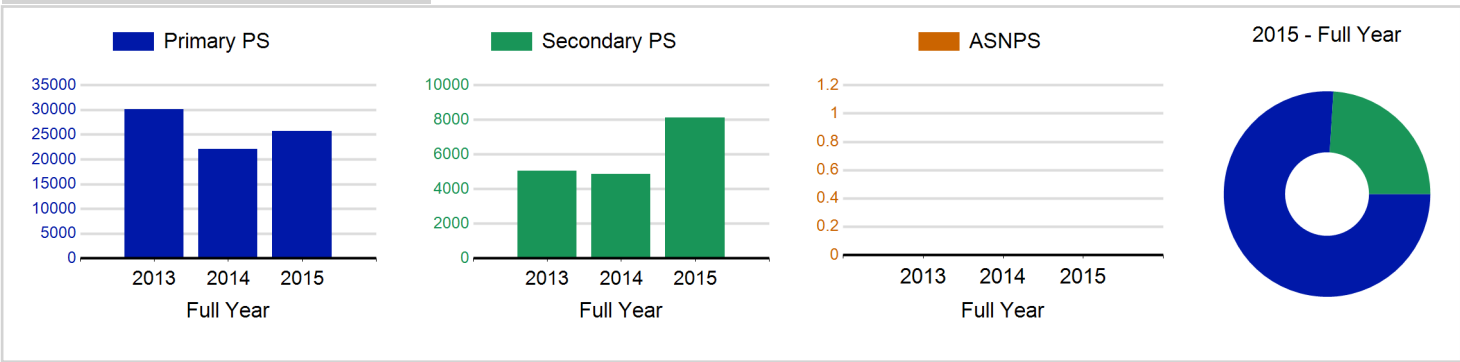
4. The Average Activity Sessions/Block figure shows the average length of a block (i.e. how many weeks did the average block run for?)

5. Distinct Deliverers are deliverers who have delivered at least one session of Active Schools supported activity across the selected year/term.

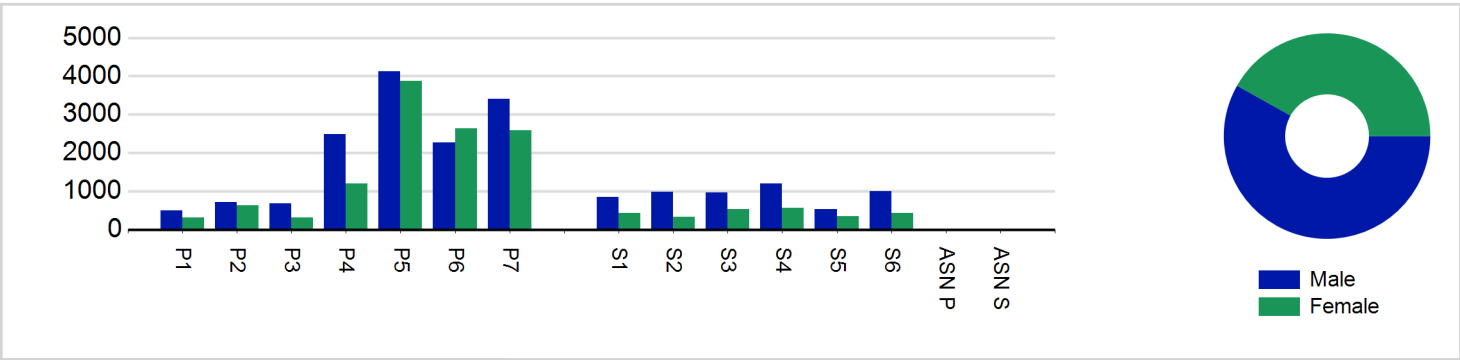
6. Deliverer Sessions are the 'visits' deliverers have made to activities. These figures do not represent the distinct deliverers, and should only be taken as indicative of delivery. Distinct deliverer information is only available at the local authority level.

7. School Roll details are taken from the Pupil Census as at September of the Academic Year. Summaries available at <http://www.gov.scot/topics/statistics/browse/school-education/datasets>

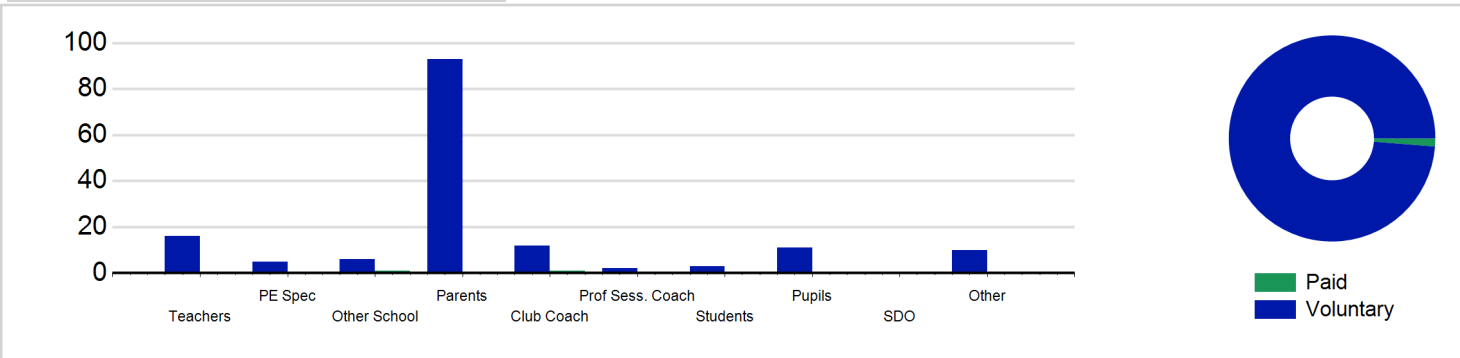
### Participant Sessions<sup>1</sup> by School Type



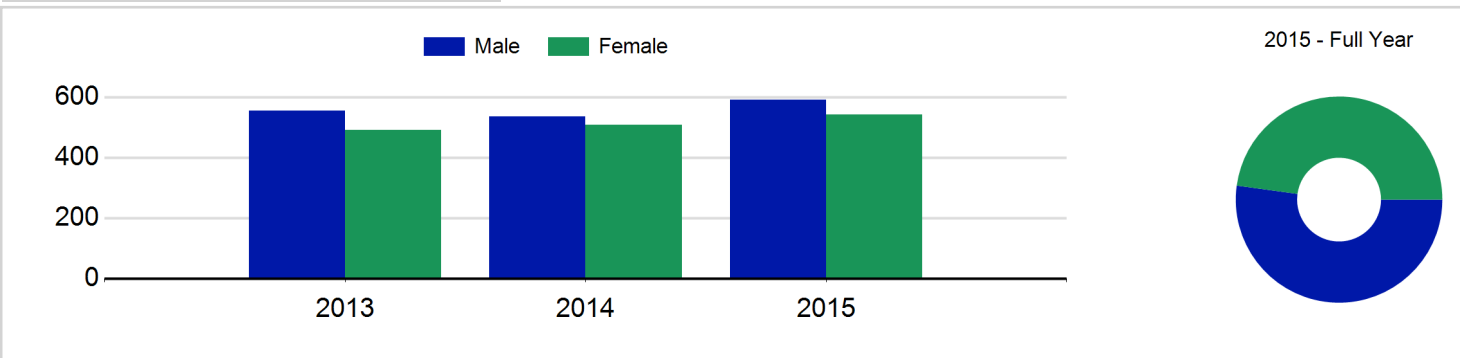
### Participant Sessions<sup>1</sup> by Year Group and Gender



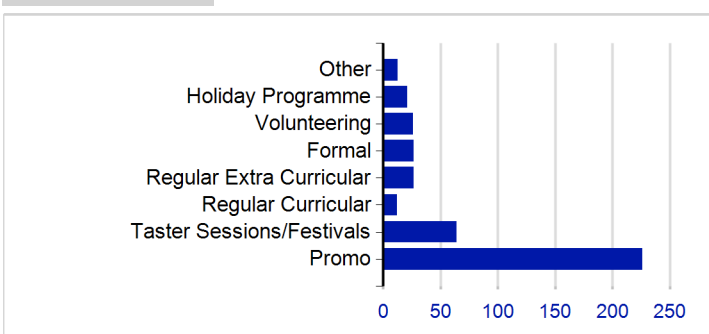
### Distinct Deliverers



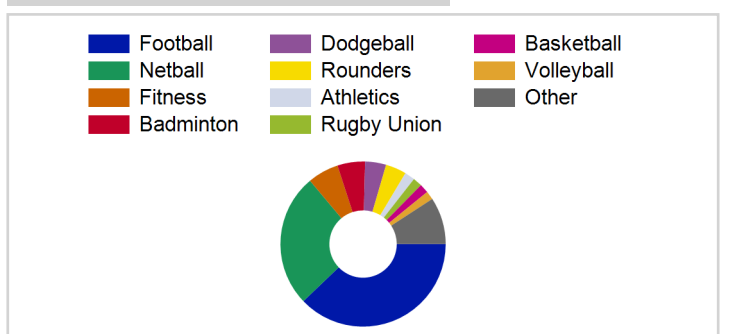
### Distinct Participants<sup>2</sup> by Gender



### School/Club Links



### Top 10 Activities. by Participant Sessions<sup>1</sup>



# Term Report: Orkney Islands Council

Academic Year : 2015/2016, Term(s) : Full Year

Putting sport first

**sportscotland**  
the national agency for sport

## Participant Sessions<sup>1</sup> by Year Group and Gender

	Male	Female
<b>P1</b>	501	305
<b>P2</b>	707	627
<b>P3</b>	683	305
<b>P4</b>	2,479	1,200
<b>P5</b>	4,126	3,871
<b>P6</b>	2,261	2,630
<b>P7</b>	3,403	2,581
<b>S1</b>	841	428
<b>S2</b>	974	323
<b>S3</b>	959	535
<b>S4</b>	1,194	560
<b>S5</b>	529	353
<b>S6</b>	998	422
<b>ASN P</b>		
<b>ASN S</b>		
<b>Total</b>	<b>19,655</b>	<b>14,140</b>

## Distinct Deliverers<sup>5</sup> by Type

	Paid	Voluntary
<b>Teachers</b>		16
<b>PE Spec</b>		5
<b>Other School</b>	1	6
<b>Parents</b>		93
<b>Club Coach</b>	1	12
<b>Prof Sess. Coach</b>		2
<b>Students</b>		3
<b>Pupils</b>		11
<b>SDO</b>		
<b>Other</b>		10
<b>Total</b>	<b>2</b>	<b>158</b>

## Distinct Participants<sup>2</sup> by Gender

<b>Male</b>	591
<b>Female</b>	542
<b>Total</b>	<b>1,133</b>