

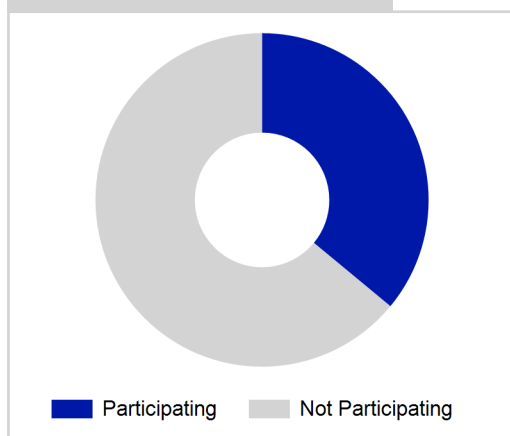
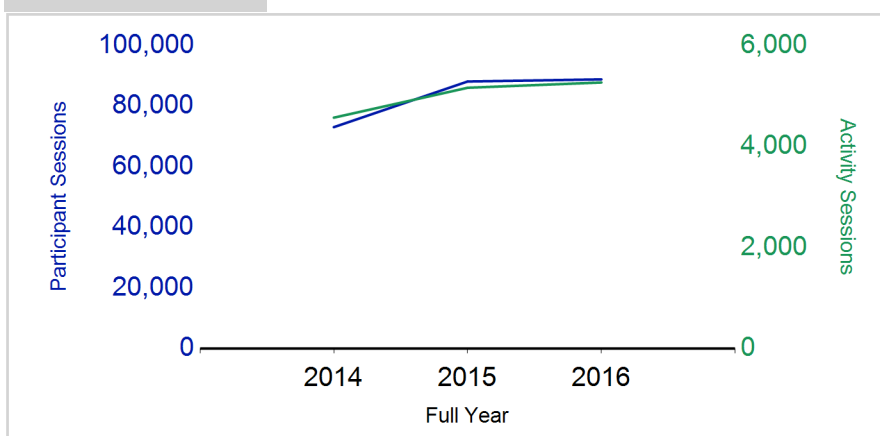
Term Report: Moray Council

Academic Year : 2016/2017, Term(s) : Full Year

Putting sport first

sportscotland
 the national agency for sport

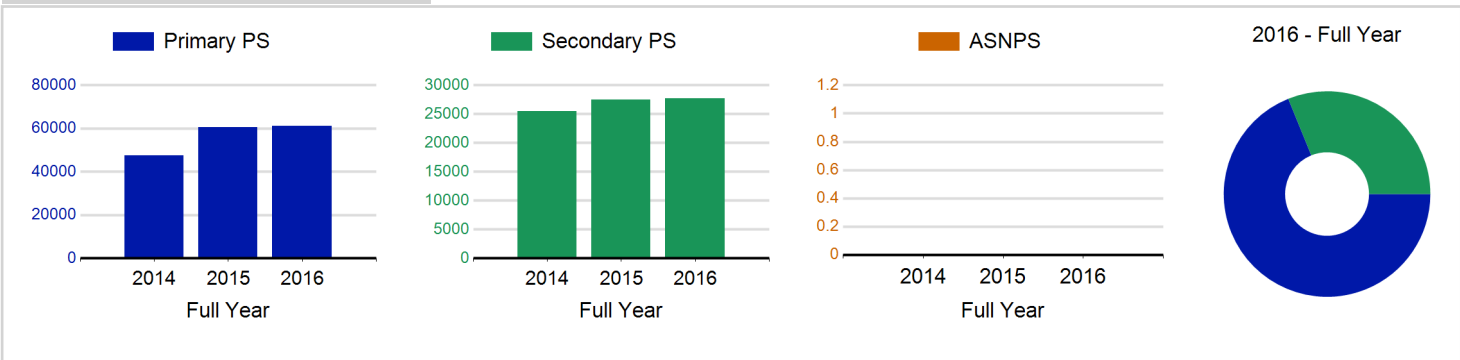
% School Roll Participating

Participant Sessions¹

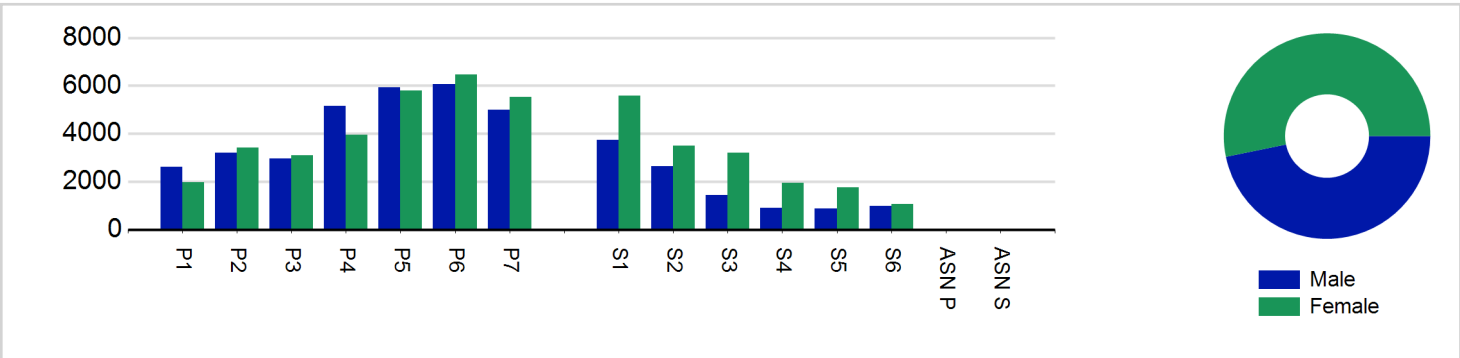
	2014 Full Year	2015 Full Year	2016 Full Year
Activity Sessions	4,572	5,164	5,268
% Purely voluntary	60%	57%	57%
Activity Session Blocks ³	577	626	641
Avg. Activity Sessions / Block ⁴	7.9	8.2	8.2
Different Activities	43	44	43
Participant Sessions¹	73,063	88,134	88,833
% Female	54%	51%	53%
Distinct Participants²	4,266	4,592	4,173
Total School Roll	12,048	11,951	11,951
% Participating	35%	38%	35%
Distinct Deliverers⁵	387	513	600
% Volunteers	87%	88%	89%
Qualified Volunteers	194	183	257
Secondary Pupils	43	63	111
Total Deliverer Sessions ⁶	10,093	13,011	13,711
Avg. Deliverers Sessions / Deliverers	26.1	25.4	22.9
School Club Links	427	464	549
Schools with at least one link	53	53	53
Clubs with at least one link	71	74	80

1. Participant Sessions are the 'visits' pupils have made to activities. These figures do not represent the distinct pupils, and should only be taken as indicative of participation.
 2. Distinct participants are pupils who have attended at least one session of Active Schools supported activity across the selected year/term (whether this was in a single or multiple school activity).
 3. Activities are recorded in ASMO as 'Activity Session Blocks' which describe a group who meet to take part in an activity.
 4. The Average Activity Sessions/Block figure shows the average length of a block (i.e. how many weeks did the average block run for?)
 5. Distinct Deliverers are deliverers who have delivered at least one session of Active Schools supported activity across the selected year/term.
 6. Deliverer Sessions are the 'visits' deliverers have made to activities. These figures do not represent the distinct deliverers, and should only be taken as indicative of delivery. Distinct deliverer information is only available at the local authority level.
 7. School Roll details are taken from the Pupil Census as at September of the Academic Year. Summaries available at <http://www.gov.scot/topics/statistics/browse/school-education/datasets>
 8. Distinct Participant data collection 2011 onwards

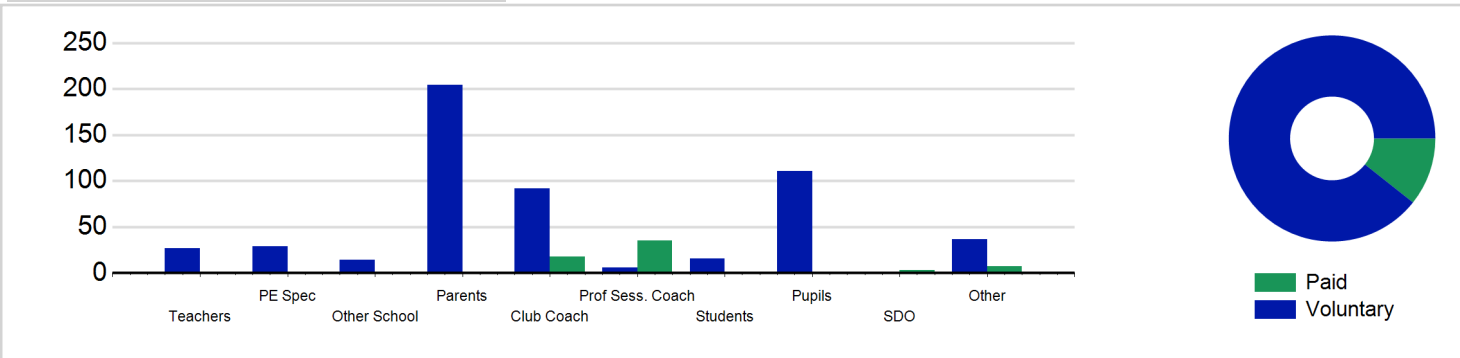
Participant Sessions¹ by School Type



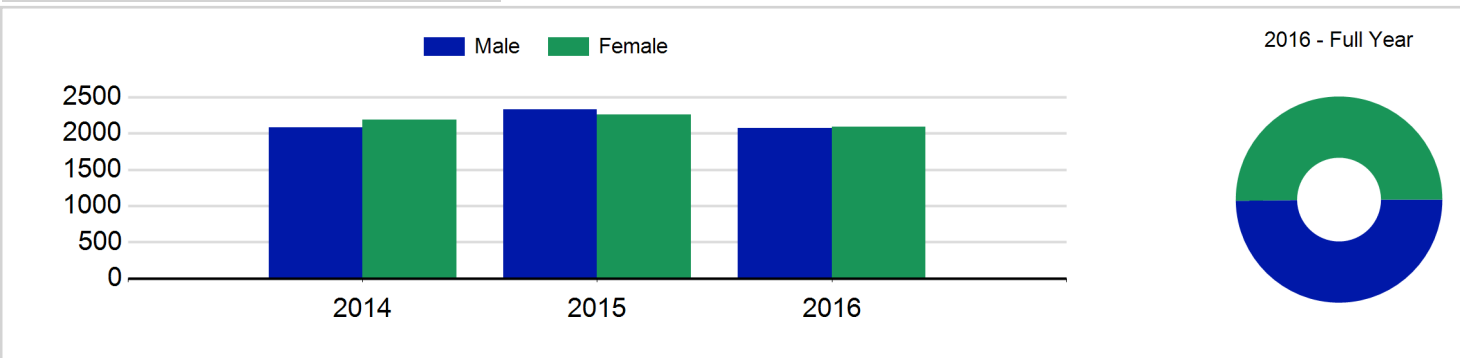
Participant Sessions¹ by Year Group and Gender



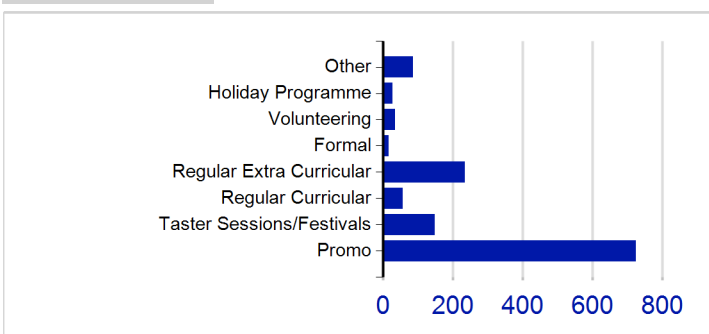
Distinct Deliverers



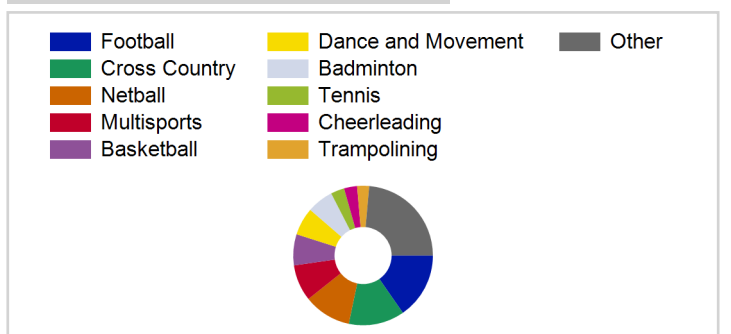
Distinct Participants² by Gender



School/Club Links



Top 10 Activities. by Participant Sessions¹



Term Report: Moray Council

Academic Year : 2016/2017, Term(s) : Full Year

Putting sport first

sportscotland
the national agency for sport

Participant Sessions¹ by Year Group and Gender

	Male	Female
P1	2,626	1,974
P2	3,206	3,415
P3	2,956	3,093
P4	5,150	3,957
P5	5,944	5,792
P6	6,075	6,467
P7	4,996	5,528
S1	3,740	5,589
S2	2,652	3,495
S3	1,434	3,212
S4	902	1,949
S5	869	1,755
S6	991	1,066
ASN P		
ASN S		
Total	41,541	47,292

Distinct Deliverers⁵ by Type

	Paid	Voluntary
Teachers		27
PE Spec		29
Other School		14
Parents	1	204
Club Coach	18	92
Prof Sess. Coach	35	6
Students		16
Pupils		111
SDO	3	
Other	7	37
Total	64	536

Distinct Participants² by Gender

Male	2,078
Female	2,095
Total	4,173