

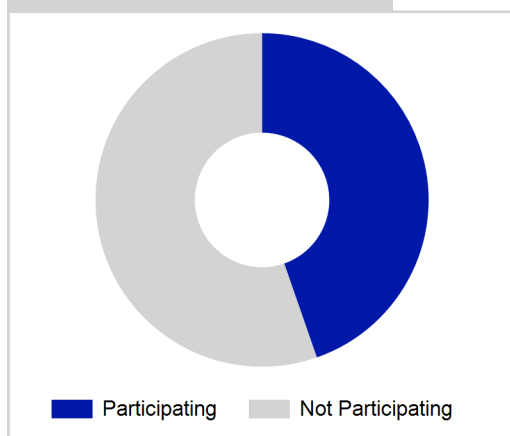
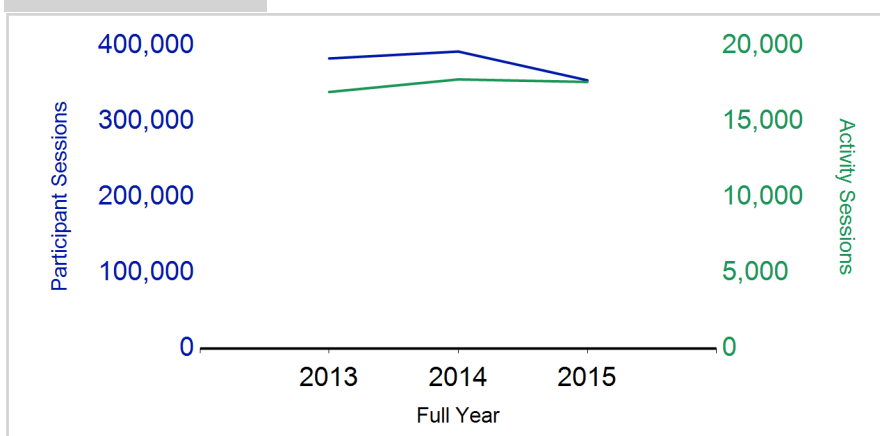
# Term Report: South Lanarkshire Council

Academic Year : 2015/2016, Term(s) : Full Year

## Putting sport first

**sportscotland**  
the national agency for sport

## % School Roll Participating

Participant Sessions<sup>1</sup>

	2013 Full Year	2014 Full Year	2015 Full Year
<b>Activity Sessions</b>	<b>16,933</b>	<b>17,765</b>	<b>17,596</b>
% Purely voluntary	83%	84%	83%
Activity Session Blocks <sup>3</sup>	2046	2151	2218
Avg. Activity Sessions / Block <sup>4</sup>	8.3	8.3	7.9
Different Activities	52	61	60
<b>Participant Sessions<sup>1</sup></b>	<b>382,931</b>	<b>392,070</b>	<b>354,058</b>
% Female	47%	48%	47%
<b>Distinct Participants<sup>2</sup></b>	<b>18,543</b>	<b>19,487</b>	<b>20,038</b>
Total School Roll	43,102	43,229	43,547
% Participating	43%	45%	46%
<b>Distinct Deliverers<sup>5</sup></b>	<b>881</b>	<b>873</b>	<b>862</b>
% Volunteers	86%	93%	92%
Qualified Volunteers	295	459	476
Secondary Pupils	184	186	152
Total Deliverer Sessions <sup>6</sup>	28,410	31,017	26,676
Avg. Deliverers Sessions / Deliverers	32.2	35.5	30.9
<b>School Club Links</b>	<b>1,126</b>	<b>1,044</b>	<b>1,194</b>
Schools with at least one link	145	144	145
Clubs with at least one link	112	108	97

1. Participant Sessions are the 'visits' pupils have made to activities. These figures do not represent the distinct pupils, and should only be taken as indicative of participation.

2. Distinct participants are pupils who have attended at least one session of Active Schools supported activity across the selected year/term (whether this was in a single or multiple school activity).

3. Activities are recorded in ASMO as 'Activity Session Blocks' which describe a group who meet to take part in an activity.

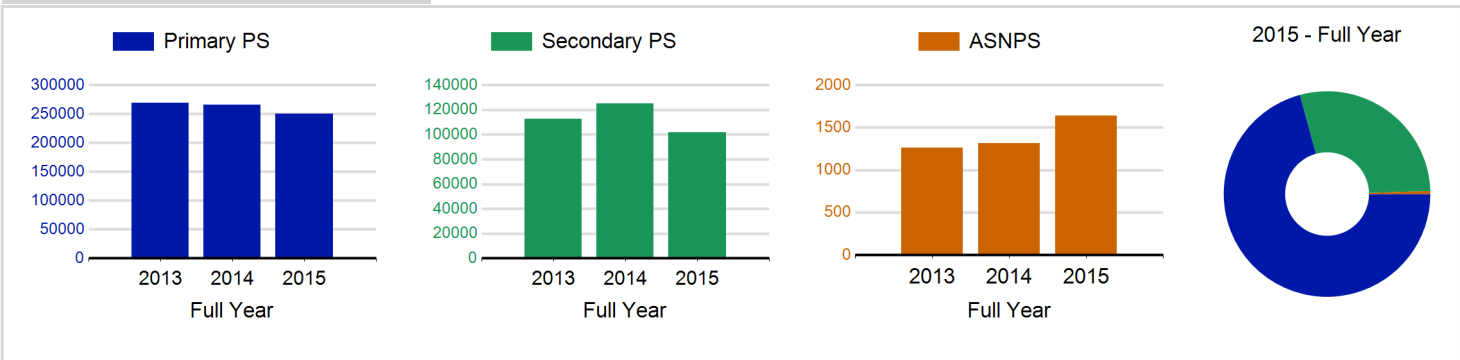
4. The Average Activity Sessions/Block figure shows the average length of a block (i.e. how many weeks did the average block run for?)

5. Distinct Deliverers are deliverers who have delivered at least one session of Active Schools supported activity across the selected year/term.

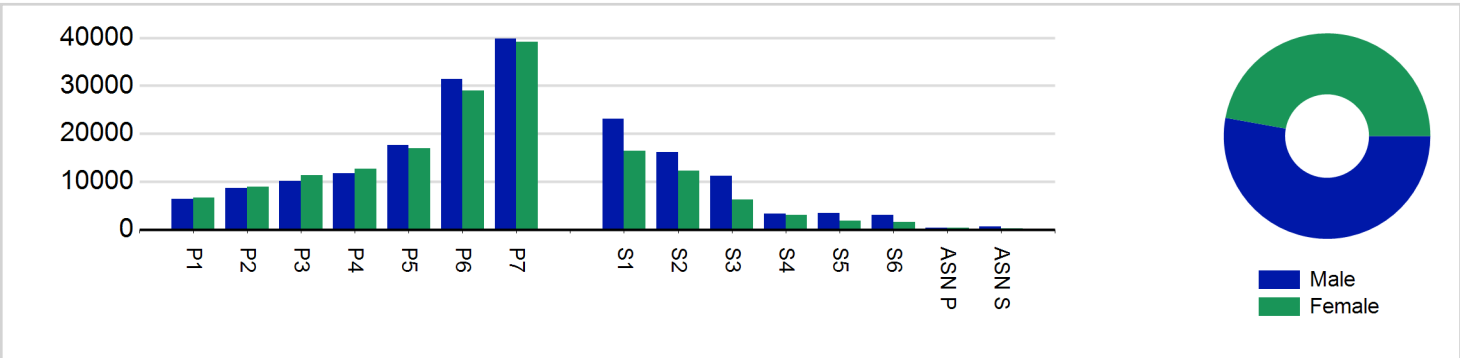
6. Deliverer Sessions are the 'visits' deliverers have made to activities. These figures do not represent the distinct deliverers, and should only be taken as indicative of delivery. Distinct deliverer information is only available at the local authority level.

7. School Roll details are taken from the Pupil Census as at September of the Academic Year. Summaries available at <http://www.gov.scot/topics/statistics/browse/school-education/datasets>

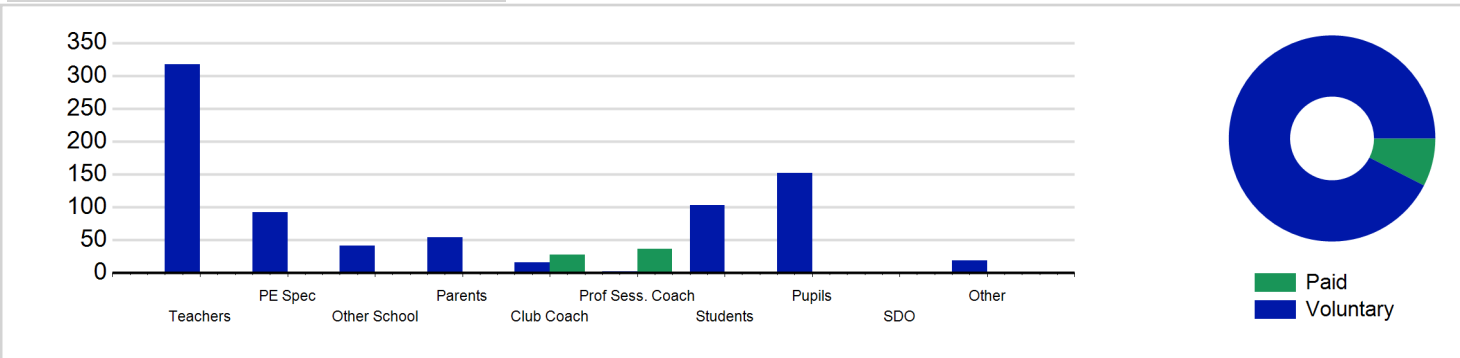
### Participant Sessions<sup>1</sup> by School Type



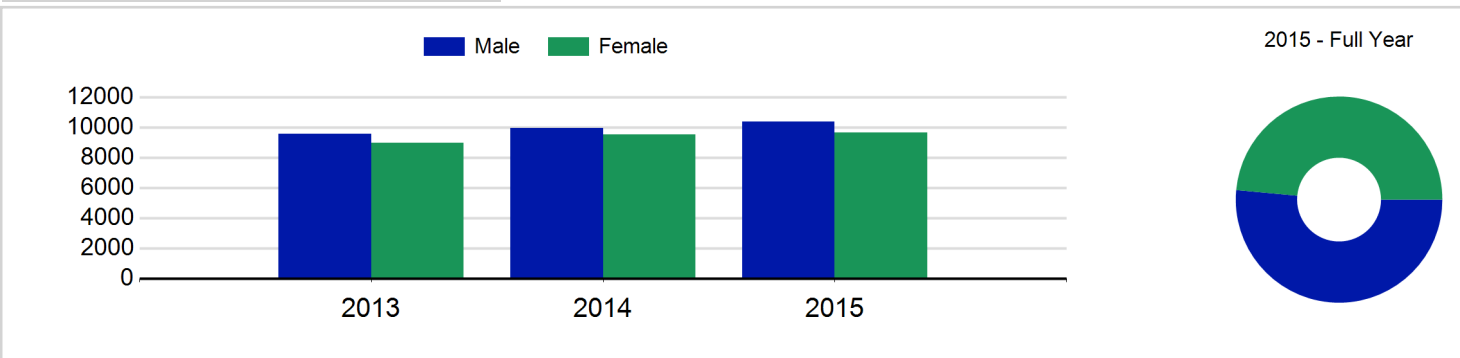
### Participant Sessions<sup>1</sup> by Year Group and Gender



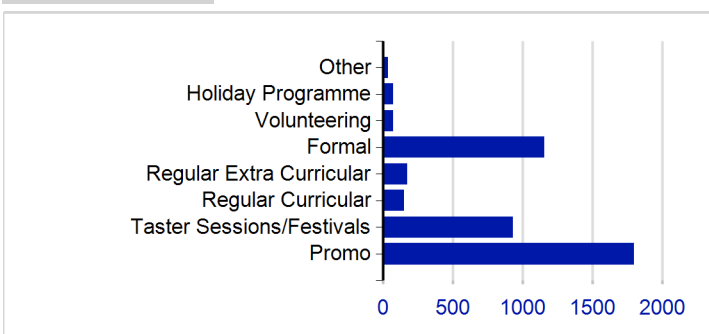
### Distinct Deliverers



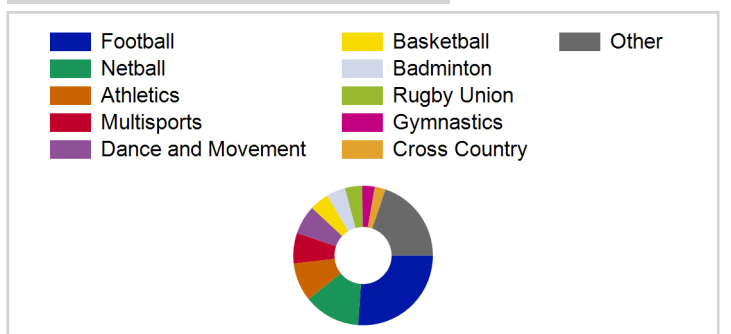
### Distinct Participants<sup>2</sup> by Gender



### School/Club Links



### Top 10 Activities. by Participant Sessions<sup>1</sup>



# Term Report: South Lanarkshire Council

Academic Year : 2015/2016, Term(s) : Full Year

Putting sport first

**sportscotland**  
the national agency for sport

## Participant Sessions<sup>1</sup> by Year Group and Gender

	Male	Female
<b>P1</b>	6,419	6,591
<b>P2</b>	8,685	8,930
<b>P3</b>	10,159	11,354
<b>P4</b>	11,771	12,670
<b>P5</b>	17,619	16,956
<b>P6</b>	31,384	28,986
<b>P7</b>	39,798	39,216
<b>S1</b>	23,117	16,472
<b>S2</b>	16,172	12,324
<b>S3</b>	11,218	6,292
<b>S4</b>	3,352	3,084
<b>S5</b>	3,374	1,785
<b>S6</b>	3,081	1,606
<b>ASN P</b>	369	395
<b>ASN S</b>	592	287
<b>Total</b>	<b>187,110</b>	<b>166,948</b>

## Distinct Deliverers<sup>5</sup> by Type

	Paid	Voluntary
<b>Teachers</b>		317
<b>PE Spec</b>		92
<b>Other School</b>		42
<b>Parents</b>		54
<b>Club Coach</b>	28	16
<b>Prof Sess. Coach</b>	37	2
<b>Students</b>		103
<b>Pupils</b>		152
<b>SDO</b>		
<b>Other</b>		19
<b>Total</b>	<b>65</b>	<b>797</b>

## Distinct Participants<sup>2</sup> by Gender

<b>Male</b>	10,378
<b>Female</b>	9,660
<b>Total</b>	<b>20,038</b>