

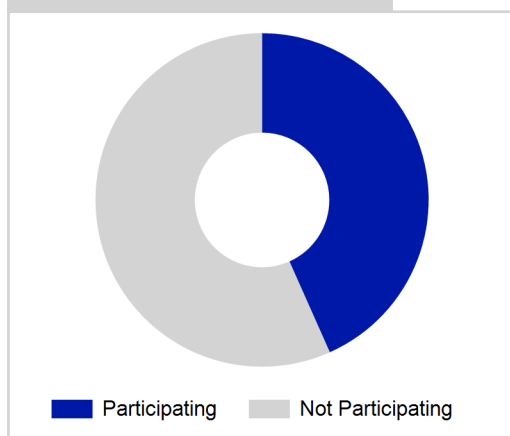
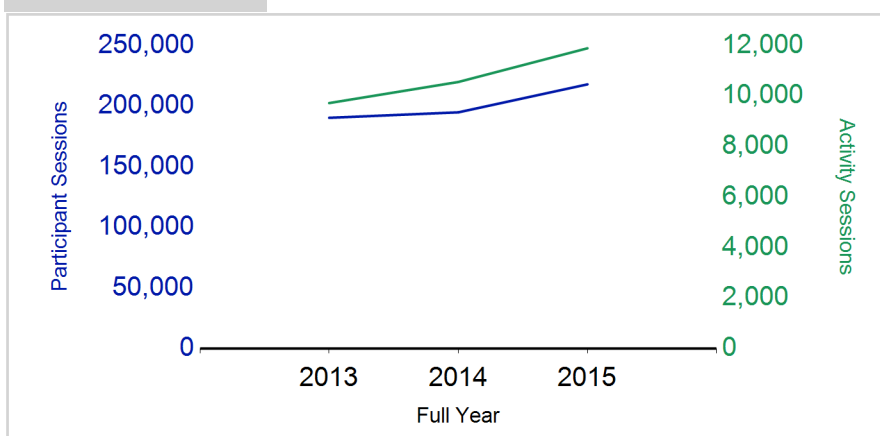
Term Report: Renfrewshire Council

Academic Year : 2015/2016, Term(s) : Full Year

Putting sport first

sportscotland
the national agency for sport

% School Roll Participating

Participant Sessions¹

	2013 Full Year	2014 Full Year	2015 Full Year
Activity Sessions	9,722	10,557	11,892
% Purely voluntary	51%	53%	44%
Activity Session Blocks ³	1339	1364	1552
Avg. Activity Sessions / Block ⁴	7.3	7.7	7.7
Different Activities	42	52	45
Participant Sessions¹	190,379	194,894	217,992
% Female	47%	47%	47%
Distinct Participants²	10,410	9,402	10,507
Total School Roll	23,339	23,245	23,232
% Participating	45%	40%	45%
Distinct Deliverers⁵	612	585	708
% Volunteers	83%	83%	86%
Qualified Volunteers	323	481	602
Secondary Pupils	249	253	357
Total Deliverer Sessions ⁶	19,270	19,459	20,493
Avg. Deliverers Sessions / Deliverers	31.5	33.3	28.9
School Club Links	377	296	322
Schools with at least one link	63	63	63
Clubs with at least one link	44	42	49

1. Participant Sessions are the 'visits' pupils have made to activities. These figures do not represent the distinct pupils, and should only be taken as indicative of participation.

2. Distinct participants are pupils who have attended at least one session of Active Schools supported activity across the selected year/term (whether this was in a single or multiple school activity).

3. Activities are recorded in ASMO as 'Activity Session Blocks' which describe a group who meet to take part in an activity.

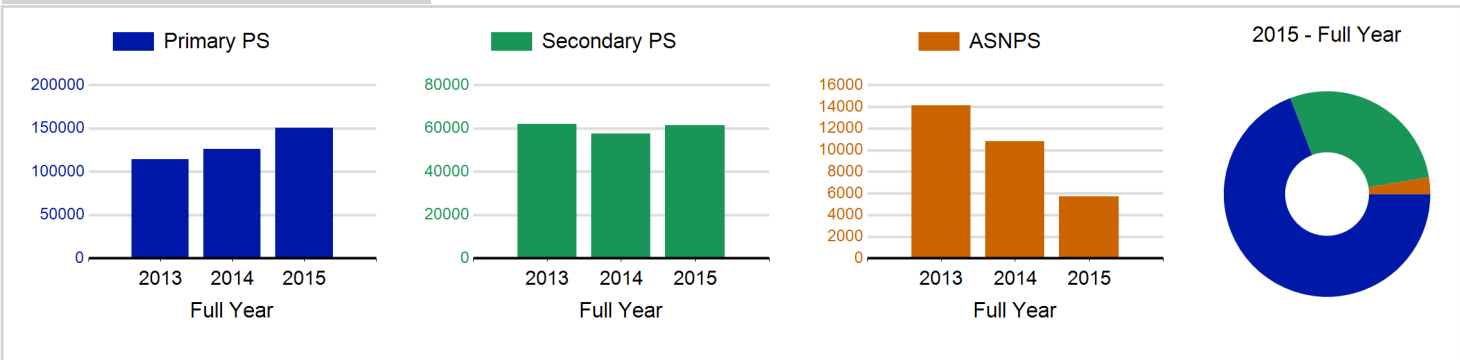
4. The Average Activity Sessions/Block figure shows the average length of a block (i.e. how many weeks did the average block run for?)

5. Distinct Deliverers are deliverers who have delivered at least one session of Active Schools supported activity across the selected year/term.

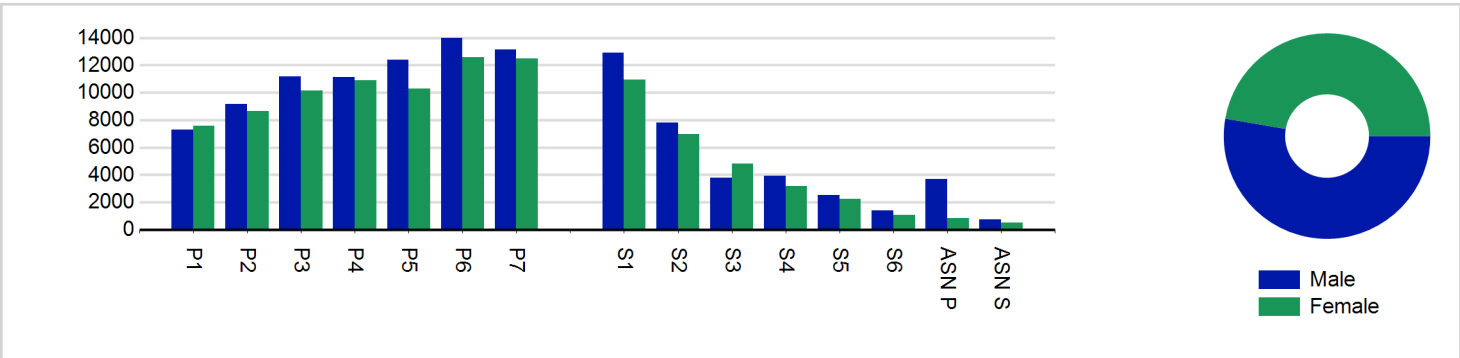
6. Deliverer Sessions are the 'visits' deliverers have made to activities. These figures do not represent the distinct deliverers, and should only be taken as indicative of delivery. Distinct deliverer information is only available at the local authority level.

7. School Roll details are taken from the Pupil Census as at September of the Academic Year. Summaries available at <http://www.gov.scot/topics/statistics/browse/school-education/datasets>

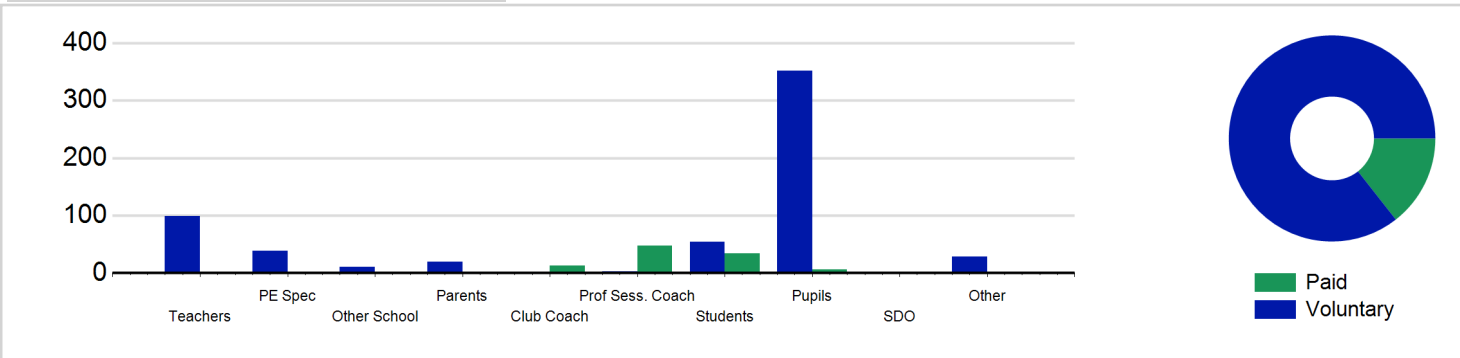
Participant Sessions¹ by School Type



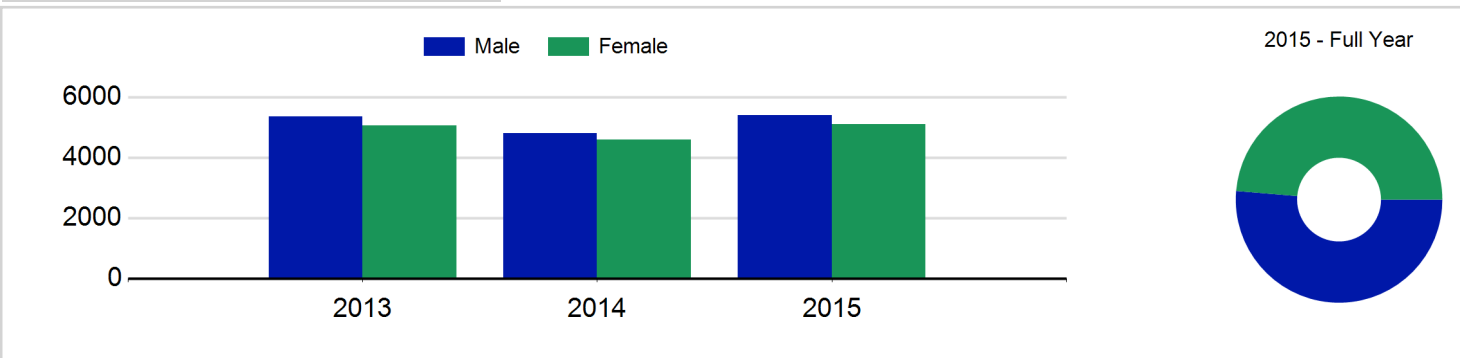
Participant Sessions¹ by Year Group and Gender



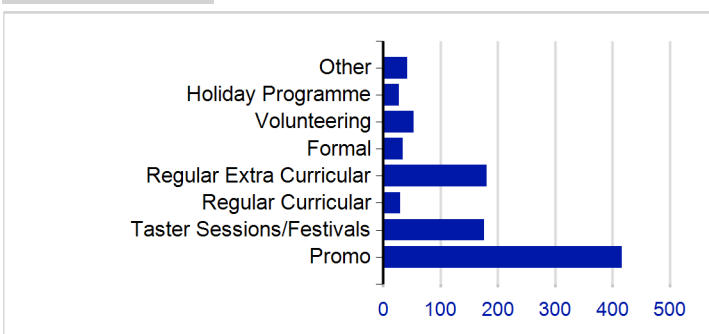
Distinct Deliverers



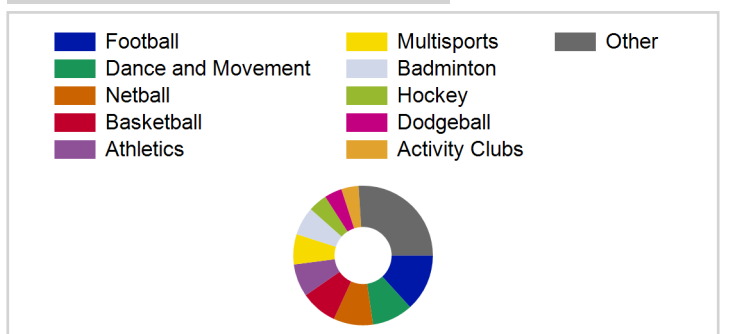
Distinct Participants² by Gender



School/Club Links



Top 10 Activities. by Participant Sessions¹



Term Report: Renfrewshire Council

Academic Year : 2015/2016, Term(s) : Full Year

Putting sport first

sportscotland
the national agency for sport

Participant Sessions¹ by Year Group and Gender

	Male	Female
P1	7,298	7,572
P2	9,149	8,641
P3	11,177	10,164
P4	11,136	10,898
P5	12,382	10,267
P6	13,976	12,598
P7	13,129	12,480
S1	12,888	10,946
S2	7,790	6,984
S3	3,790	4,785
S4	3,909	3,168
S5	2,493	2,218
S6	1,385	1,043
ASN P	3,673	832
ASN S	740	481
Total	114,915	103,077

Distinct Deliverers² by Type

	Paid	Voluntary
Teachers		99
PE Spec		39
Other School		11
Parents		20
Club Coach	13	
Prof Sess. Coach	47	3
Students	34	54
Pupils	6	351
SDO		
Other	2	29
Total	102	606

Distinct Participants² by Gender

Male	5,395
Female	5,112
Total	10,507