

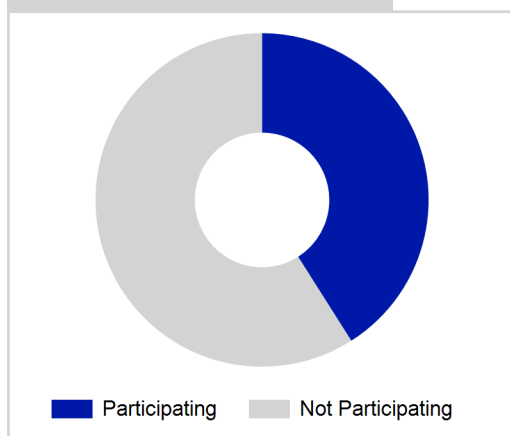
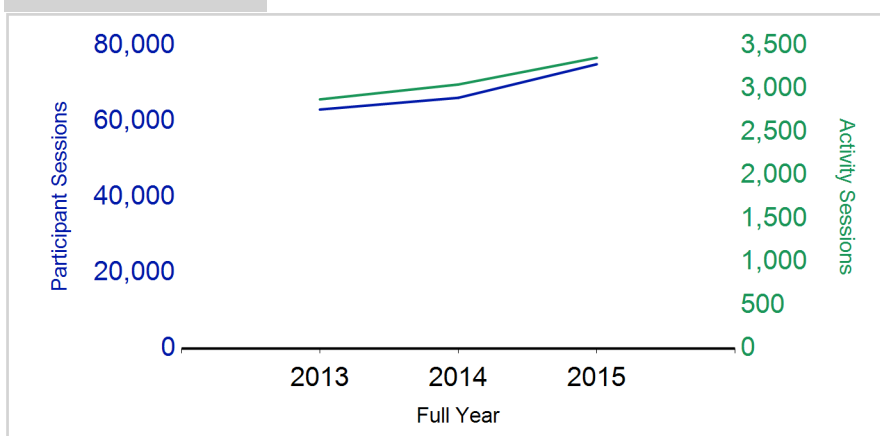
Term Report: Inverclyde Council

Academic Year : 2015/2016, Term(s) : Full Year

Putting sport first

sportscotland
 the national agency for sport

% School Roll Participating

Participant Sessions¹

	2013 Full Year	2014 Full Year	2015 Full Year
Activity Sessions	2,878	3,050	3,359
% Purely voluntary	73%	72%	75%
Activity Session Blocks ³	419	433	490
Avg. Activity Sessions / Block ⁴	6.9	7.0	6.9
Different Activities	30	32	33
Participant Sessions¹	63,106	66,202	75,062
% Female	50%	53%	52%
Distinct Participants²	3,872	3,958	4,467
Total School Roll	10,075	9,998	9,908
% Participating	38%	40%	45%
Distinct Deliverers⁵	236	276	322
% Volunteers	90%	96%	93%
Qualified Volunteers	108	125	126
Secondary Pupils	56	67	87
Total Deliverer Sessions ⁶	4,795	5,445	5,696
Avg. Deliverers Sessions / Deliverers	20.3	19.7	17.7
School Club Links	233	207	246
Schools with at least one link	27	27	27
Clubs with at least one link	27	24	30

1. Participant Sessions are the 'visits' pupils have made to activities. These figures do not represent the distinct pupils, and should only be taken as indicative of participation.

2. Distinct participants are pupils who have attended at least one session of Active Schools supported activity across the selected year/term (whether this was in a single or multiple school activity).

3. Activities are recorded in ASMO as 'Activity Session Blocks' which describe a group who meet to take part in an activity.

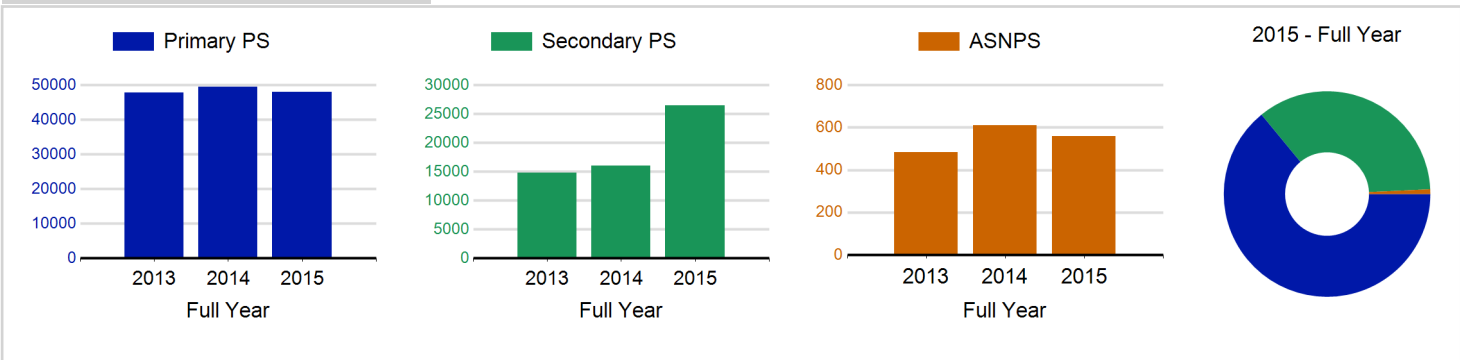
4. The Average Activity Sessions/Block figure shows the average length of a block (i.e. how many weeks did the average block run for?)

5. Distinct Deliverers are deliverers who have delivered at least one session of Active Schools supported activity across the selected year/term.

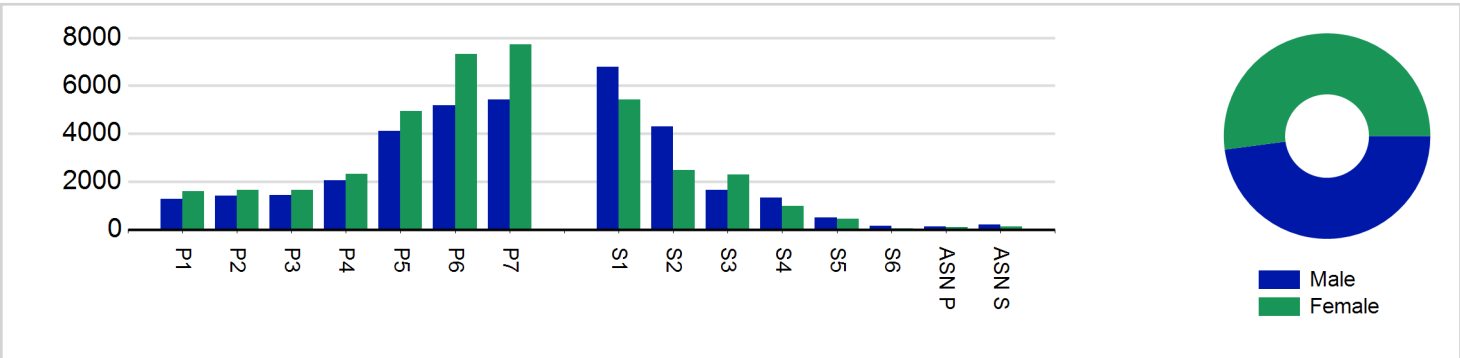
6. Deliverer Sessions are the 'visits' deliverers have made to activities. These figures do not represent the distinct deliverers, and should only be taken as indicative of delivery. Distinct deliverer information is only available at the local authority level.

7. School Roll details are taken from the Pupil Census as at September of the Academic Year. Summaries available at <http://www.gov.scot/topics/statistics/browse/school-education/datasets>

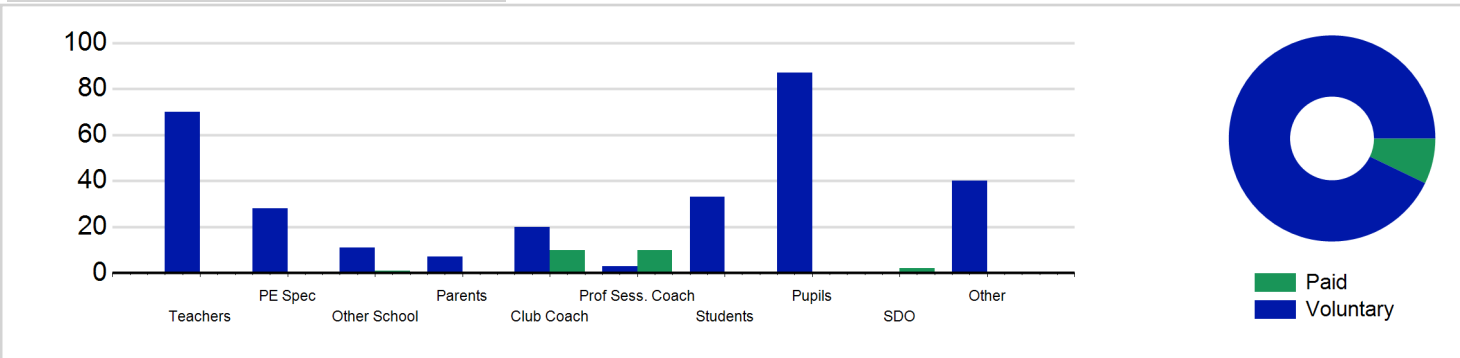
Participant Sessions¹ by School Type



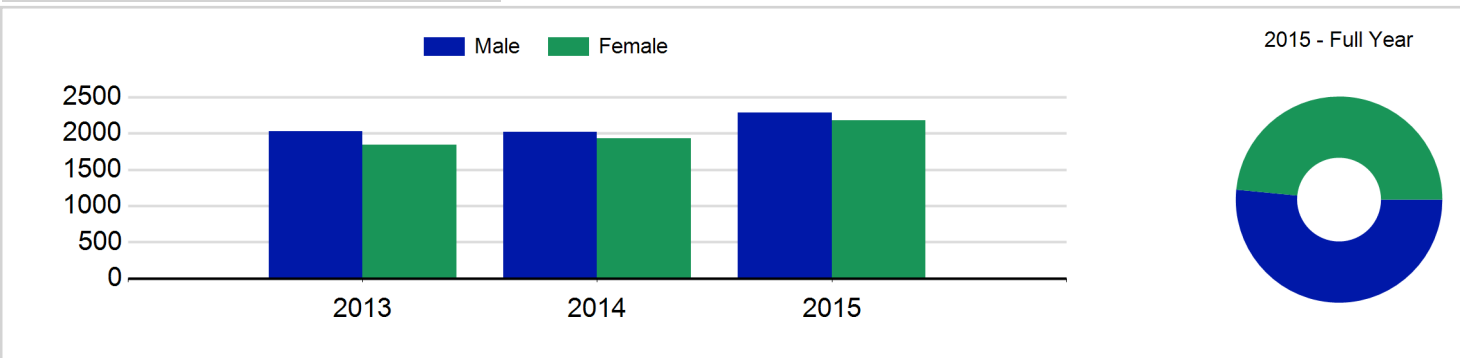
Participant Sessions¹ by Year Group and Gender



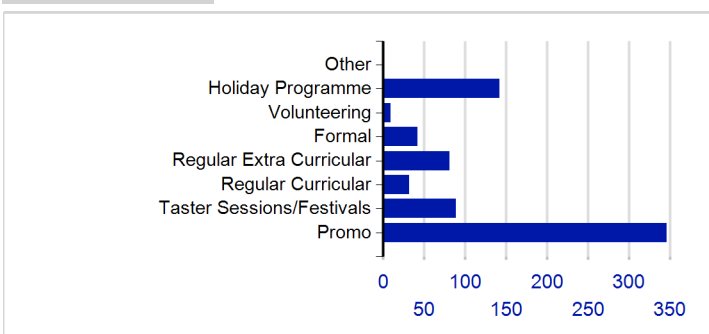
Distinct Deliverers



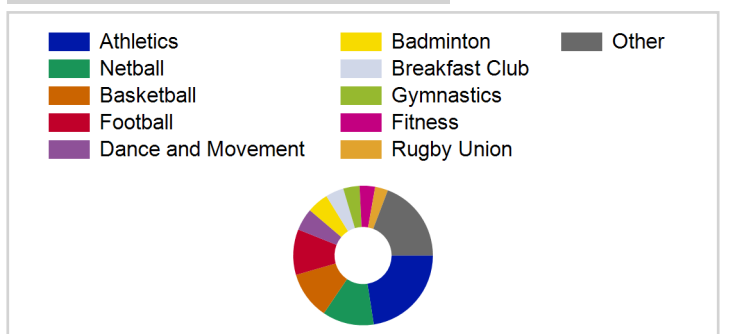
Distinct Participants² by Gender



School/Club Links



Top 10 Activities. by Participant Sessions¹



Term Report: Inverclyde Council

Academic Year : 2015/2016, Term(s) : Full Year

Putting sport first

sportscotland
the national agency for sport

Participant Sessions¹ by Year Group and Gender

	Male	Female
P1	1,272	1,598
P2	1,413	1,649
P3	1,439	1,659
P4	2,039	2,310
P5	4,107	4,944
P6	5,191	7,315
P7	5,435	7,712
S1	6,799	5,419
S2	4,299	2,490
S3	1,647	2,292
S4	1,336	993
S5	495	453
S6	143	53
ASN P	127	97
ASN S	208	128
Total	35,950	39,112

Distinct Deliverers⁵ by Type

	Paid	Voluntary
Teachers		70
PE Spec		28
Other School	1	11
Parents		7
Club Coach	10	20
Prof Sess. Coach	10	3
Students		33
Pupils		87
SDO	2	
Other		40
Total	23	299

Distinct Participants² by Gender

Male	2,288
Female	2,179
Total	4,467