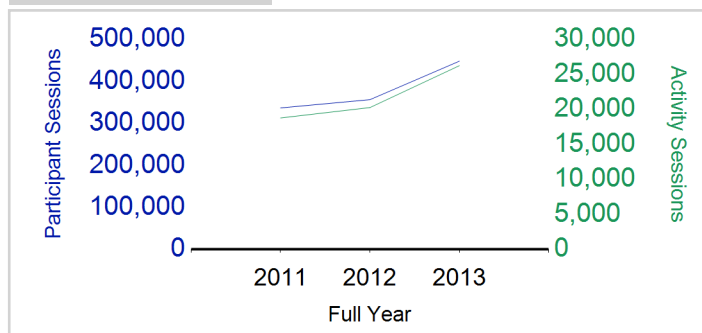


Term Report: City of Edinburgh Council

Academic Year : 2013/2014, Term(s) : Full Year

Putting Sport First

sportscotland
 the national agency for sport
Participant Sessions¹

	2011 Full Year	2012 Full Year	2013 Full Year
Activity Sessions	18,790	20,275	26,261
% Purely voluntary	38%	35%	34%
Activity Session Blocks ²	2,175	2,304	2,691
Avg Activity Sessions / Blocks ³	8.6	8.8	9.8
Different Activities	67	61	57
Participant Sessions¹	337,072	356,757	448,358
% Female	48%	49%	50%
Distinct Deliverers⁴	1,230	1,456	1,632
% Volunteers	76%	74%	66%
Qualified Volunteers	619	725	554
Secondary Pupils	303	380	399
Total Deliverer Sessions ⁵	33,053	34,510	44,891
Avg Deliverers Sessions / Deliverer	26.9	23.7	27.5
School Club Links	883	1,052	1,261
Schools with at least 1 link	115	116	117
Clubs with at least 1 link	174	192	211

1. Participant Sessions are the 'visits' pupils have made to activities. These figures do not represent the distinct pupils, and should only be taken as indicative of participation

2. Activities are recorded in ASMO as 'Activity Session Blocks' which describe a group who meet to take part in an activity.

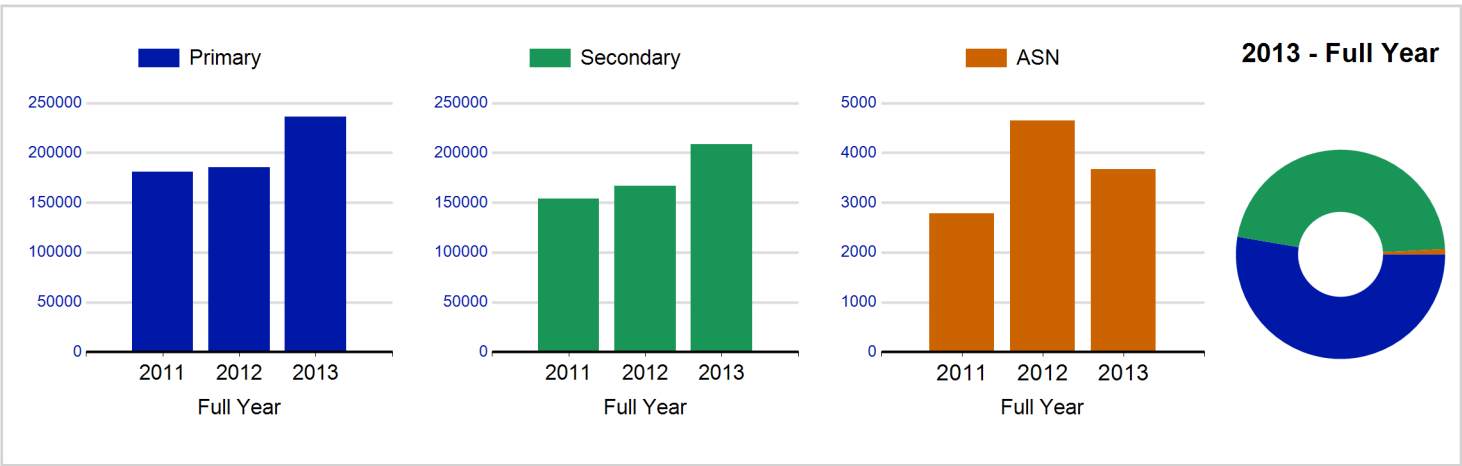
3. The Average Activity Sessions/Block figure shows the average length of a block (i.e. how many weeks did the average block run for?)

4. Distinct Deliverers are deliverers who have delivered at least one session of Active Schools supported activity across the selected year/term.

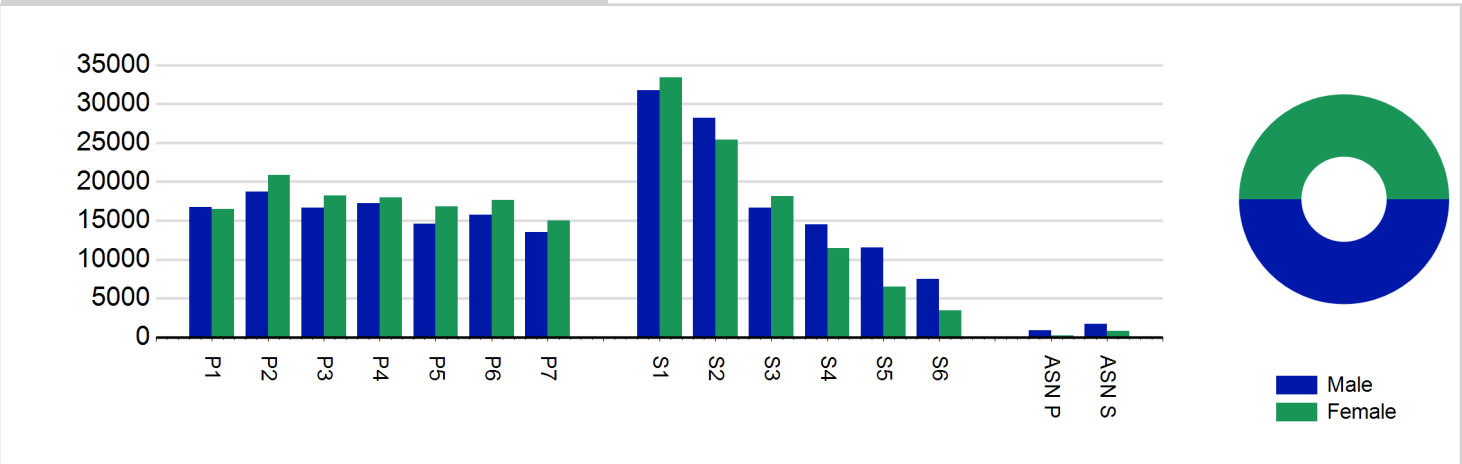
5. Deliverer Sessions are the 'visits' deliverers have made to activities. These figures do not represent the distinct deliverers, and should only be taken as indicative of delivery. Distinct deliverer information is only available at the local authority level.

6. Figures with N/A are not available for the 2008-11 phase of Active Schools. Charts which refer to information pre 2011 will show a huge increase from 0 – this is because we cannot include any 2008-2011 data at this level.

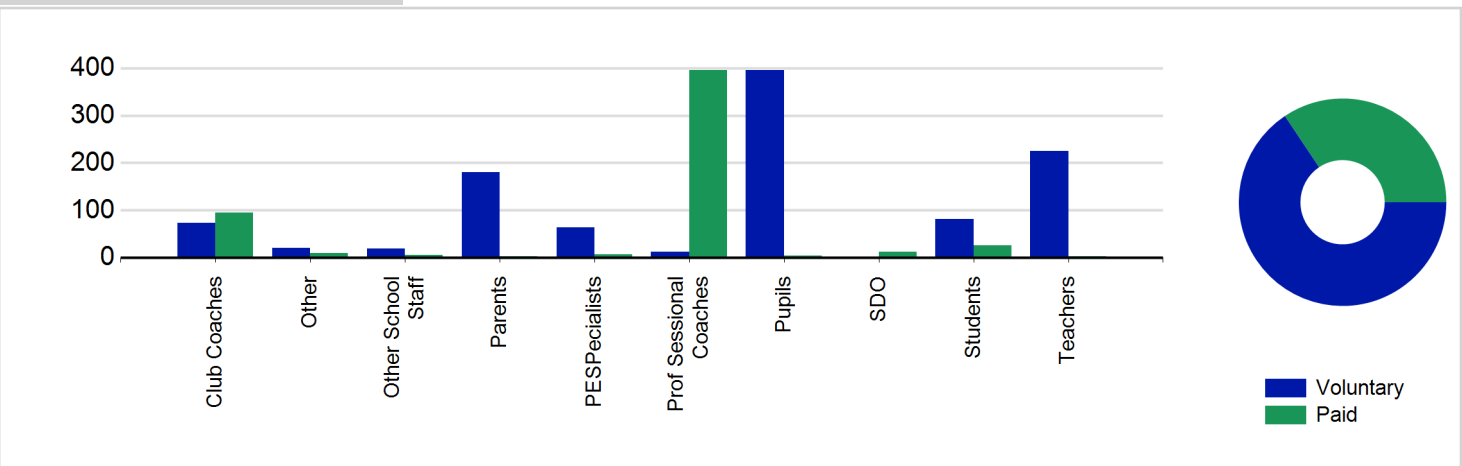
Participant Sessions¹ by School Type



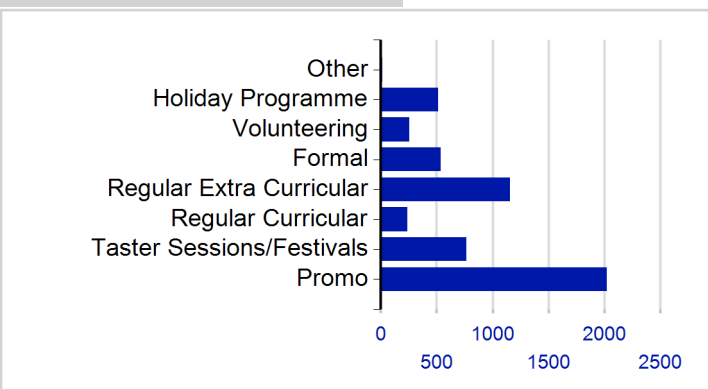
Participant Sessions¹ by Year Group and Gender



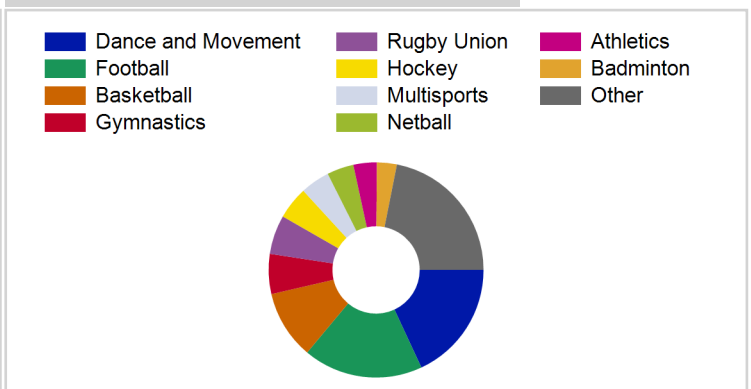
Distinct Deliverers⁴



School/Club Links



Top 10 Activities by Participant Sessions¹



Term Report: City of Edinburgh Council

Academic Year : 2013/2014, Term(s) : Full Year

Putting Sport First

sportscotland
the national agency for sport

Participant Sessions 7 by Yeargroup and Gender

	Male	Female
P1	16,760	16,500
P2	18,740	20,844
P3	16,672	18,249
P4	17,224	17,964
P5	14,587	16,827
P6	15,779	17,633
P7	13,499	14,961
S1	31,781	33,416
S2	28,177	25,428
S3	16,654	18,122
S4	14,483	11,457
S5	11,524	6,466
S6	7,502	3,441
ASN P	858	264
ASN S	1,748	798
Total	225,988	222,370

Distinct Deliverers 4 by Type

	Paid	Voluntary
Parents	3	181
Teachers	3	225
PESpecialists	7	64
Other School Staff	6	19
Club Coaches	95	74
Prof Sessional Coaches	395	12
Students	26	81
Pupils	4	395
SDO	12	0
Other	10	20
Total	561	1,071