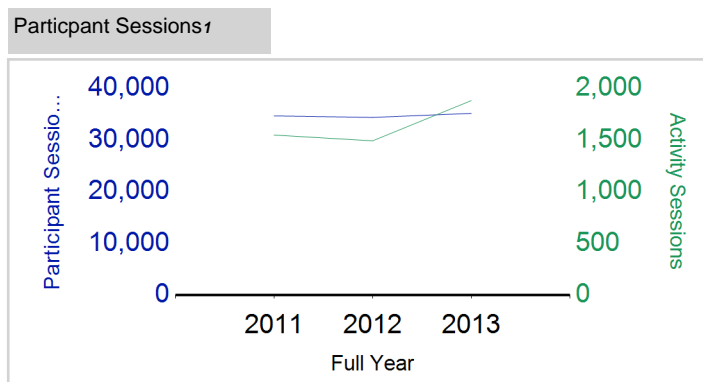


Term Report: Orkney Islands Council

Academic Year : 2013/2014, Term(s) : Full Year

Putting Sport First

sportscotland
 the national agency for sport


	2011 Full Year	2012 Full Year	2013 Full Year
Activity Sessions	1,549	1,493	1,883
% Purely voluntary	69%	81%	76%
Activity Session Blocks ²	142	133	172
Avg Activity Sessions / Blocks ³	10.9	11.2	10.9
Different Activities	22	19	24
Participant Sessions¹	34,691	34,392	35,179
% Female	44%	43%	45%
Distinct Deliverers⁴	112	191	111
% Volunteers	89%	95%	95%
Qualified Volunteers	29	139	4
Secondary Pupils	N/A	13	13
Total Deliverer Sessions ⁵	6,314	6,463	5,017
Avg Deliverers Sessions / Deliverer	56.4	33.8	45.2
School Club Links	128	156	120
Schools with at least 1 link	25	25	25
Clubs with at least 1 link	16	21	14

1. Participant Sessions are the 'visits' pupils have made to activities. These figures do not represent the distinct pupils, and should only be taken as indicative of participation

2. Activities are recorded in ASMO as 'Activity Session Blocks' which describe a group who meet to take part in an activity.

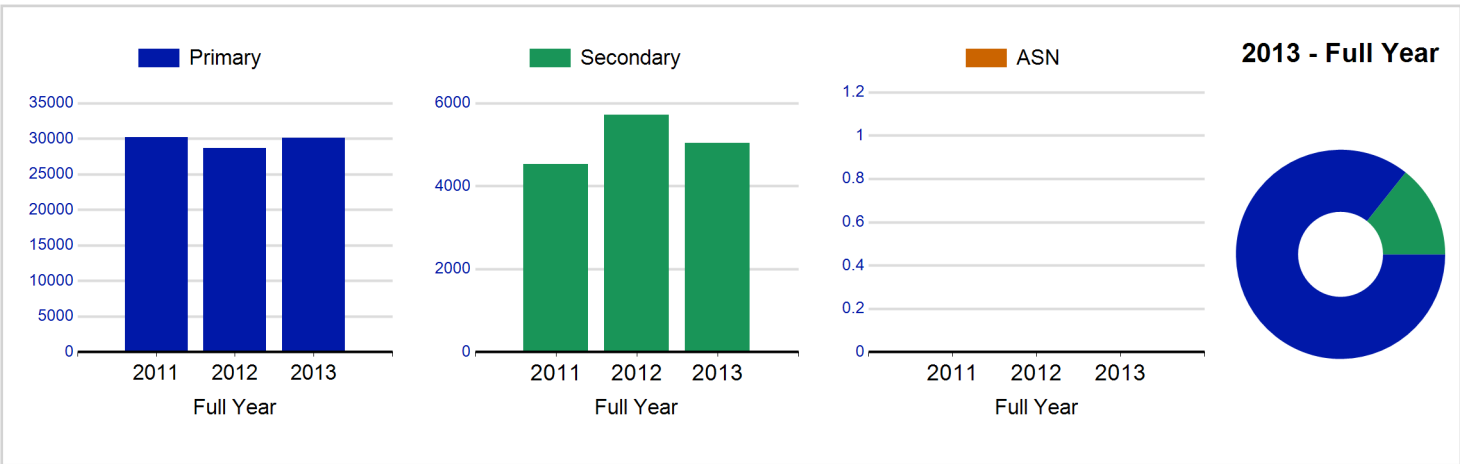
3. The Average Activity Sessions/Block figure shows the average length of a block (i.e. how many weeks did the average block run for?)

4. Distinct Deliverers are deliverers who have delivered at least one session of Active Schools supported activity across the selected year/term.

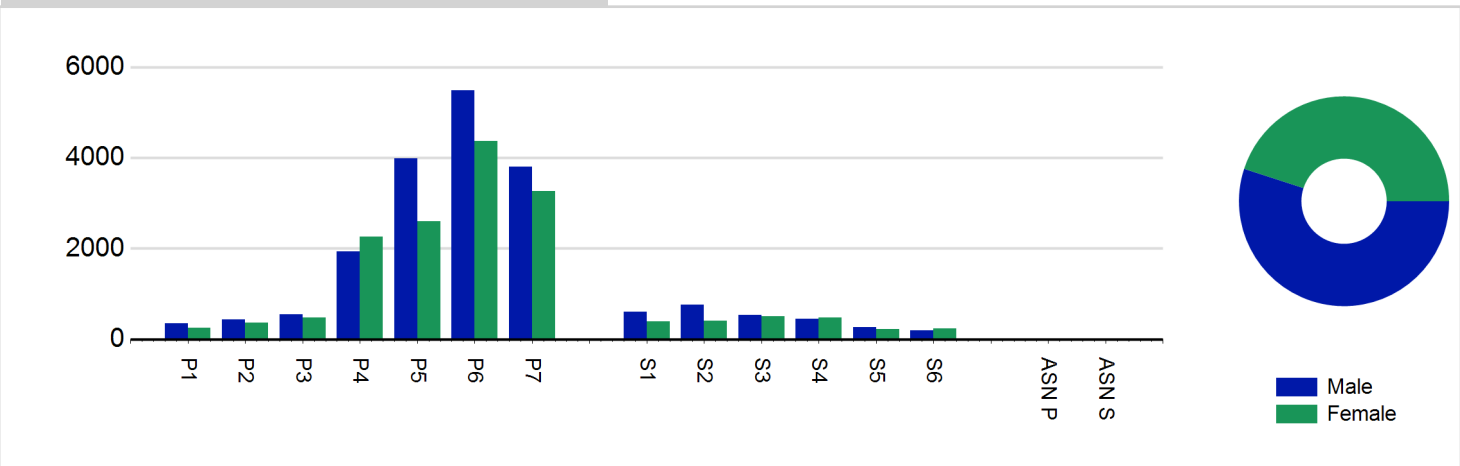
5. Deliverer Sessions are the 'visits' deliverers have made to activities. These figures do not represent the distinct deliverers, and should only be taken as indicative of delivery. Distinct deliverer information is only available at the local authority level.

6. Figures with N/A are not available for the 2008-11 phase of Active Schools. Charts which refer to information pre 2011 will show a huge increase from 0 – this is because we cannot include any 2008-2011 data at this level.

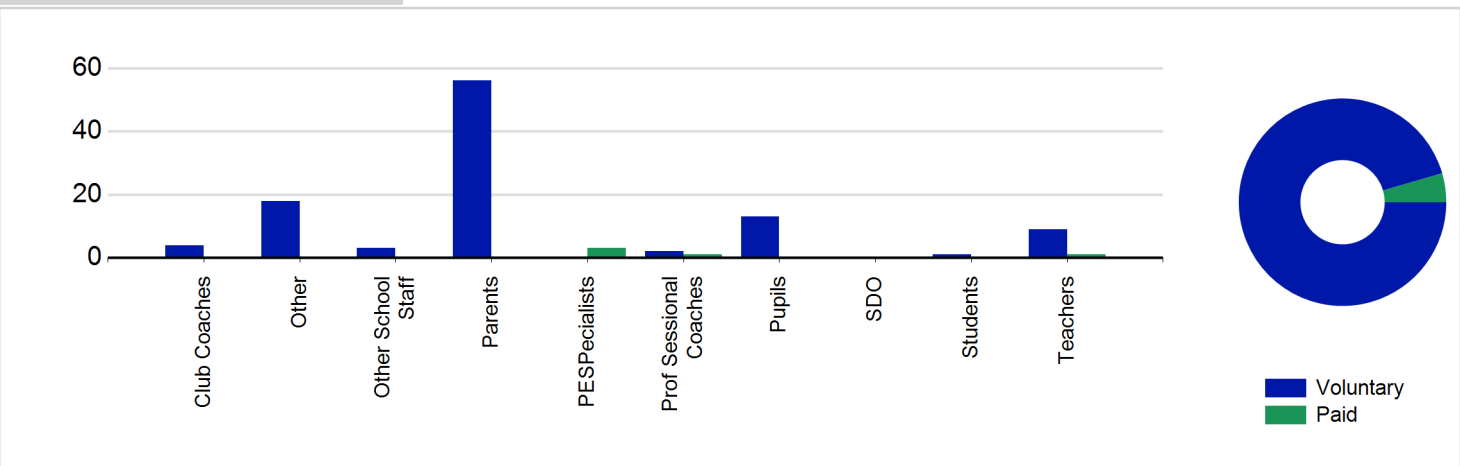
Participant Sessions¹ by School Type



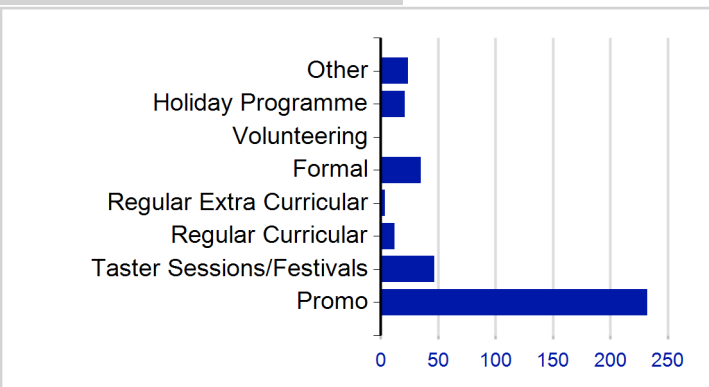
Participant Sessions¹ by Year Group and Gender



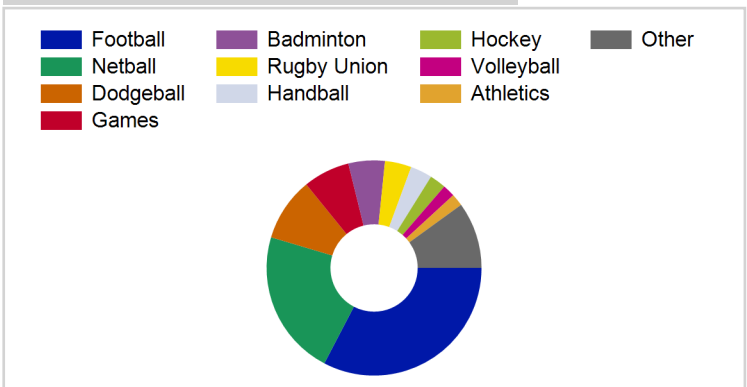
Distinct Deliverers⁴



School/Club Links



Top 10 Activities by Participant Sessions¹



Term Report: Orkney Islands Council

Academic Year : 2013/2014, Term(s) : Full Year

Putting Sport First

sportscotland
the national agency for sport

Participant Sessions 7 by Yeargroup and Gender

	Male	Female
P1	350	255
P2	438	357
P3	552	478
P4	1,939	2,262
P5	3,980	2,598
P6	5,493	4,373
P7	3,798	3,270
S1	602	392
S2	765	405
S3	539	499
S4	453	470
S5	259	219
S6	197	236
ASN P	0	0
ASN S	0	0
Total	19,365	15,814

Distinct Deliverers 4 by Type

	Paid	Voluntary
Parents	0	56
Teachers	1	9
PESpecialists	3	0
Other School Staff	0	3
Club Coaches	0	4
Prof Sessional Coaches	1	2
Students	0	1
Pupils	0	13
SDO	0	0
Other	0	18
Total	5	106