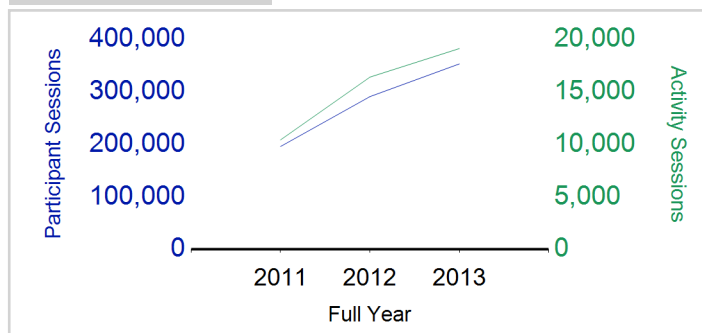


# Term Report: North Lanarkshire Council

Academic Year : 2013/2014, Term(s) : Full Year

Putting Sport First

**sportscotland**  
 the national agency for sport
Participant Sessions<sup>1</sup>

	2011 Full Year	2012 Full Year	2013 Full Year
<b>Activity Sessions</b>	<b>10,440</b>	<b>16,416</b>	<b>19,137</b>
% Purely voluntary	81%	78%	84%
Activity Session Blocks <sup>2</sup>	1,403	2,037	2,253
Avg Activity Sessions / Blocks <sup>3</sup>	7.4	8.1	8.5
Different Activities	64	64	64
<b>Participant Sessions<sup>1</sup></b>	<b>196,130</b>	<b>291,164</b>	<b>353,482</b>
% Female	44%	45%	46%
<b>Distinct Deliverers<sup>4</sup></b>	<b>748</b>	<b>1,051</b>	<b>840</b>
% Volunteers	95%	90%	95%
Qualified Volunteers	502	528	423
Secondary Pupils	236	215	100
Total Deliverer Sessions <sup>5</sup>	16,774	26,294	28,763
Avg Deliverers Sessions / Deliverer	22.4	25.0	34.2
<b>School Club Links</b>	<b>1,282</b>	<b>1,908</b>	<b>1,563</b>
Schools with at least 1 link	148	158	158
Clubs with at least 1 link	128	144	133

1. Participant Sessions are the 'visits' pupils have made to activities. These figures do not represent the distinct pupils, and should only be taken as indicative of participation

2. Activities are recorded in ASMO as 'Activity Session Blocks' which describe a group who meet to take part in an activity.

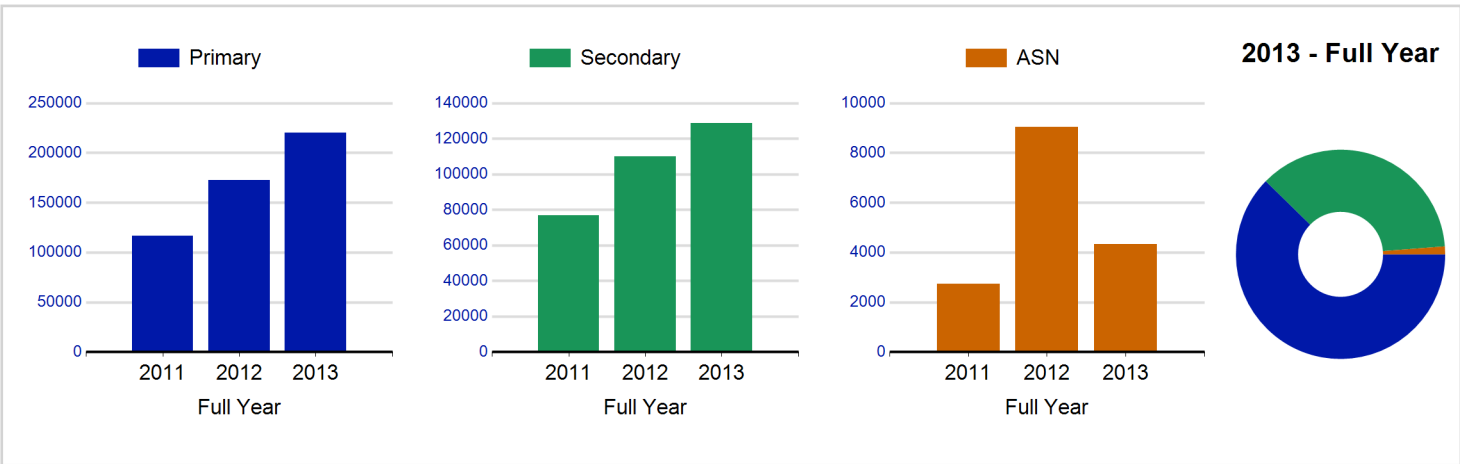
3. The Average Activity Sessions/Block figure shows the average length of a block (i.e. how many weeks did the average block run for?)

4. Distinct Deliverers are deliverers who have delivered at least one session of Active Schools supported activity across the selected year/term.

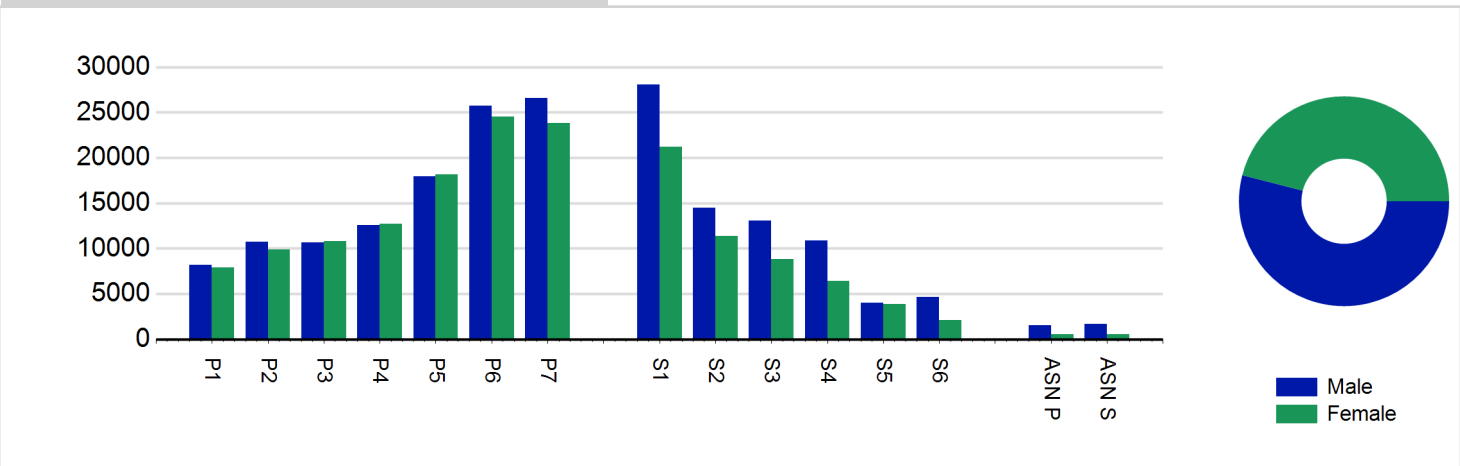
5. Deliverer Sessions are the 'visits' deliverers have made to activities. These figures do not represent the distinct deliverers, and should only be taken as indicative of delivery. Distinct deliverer information is only available at the local authority level.

6. Figures with N/A are not available for the 2008-11 phase of Active Schools. Charts which refer to information pre 2011 will show a huge increase from 0 – this is because we cannot include any 2008-2011 data at this level.

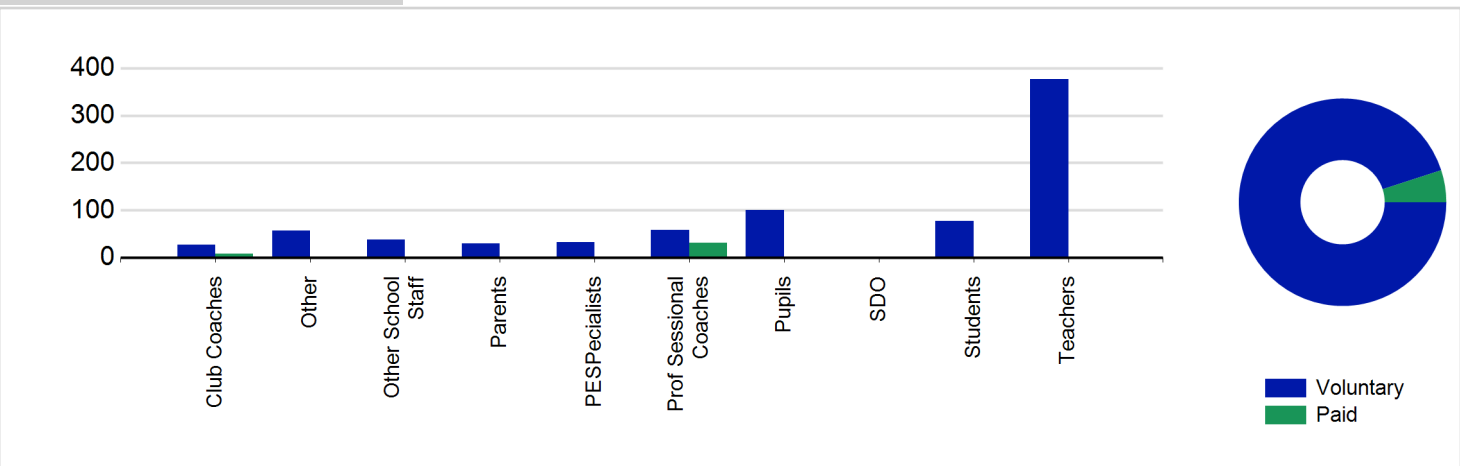
Participant Sessions<sup>1</sup> by School Type



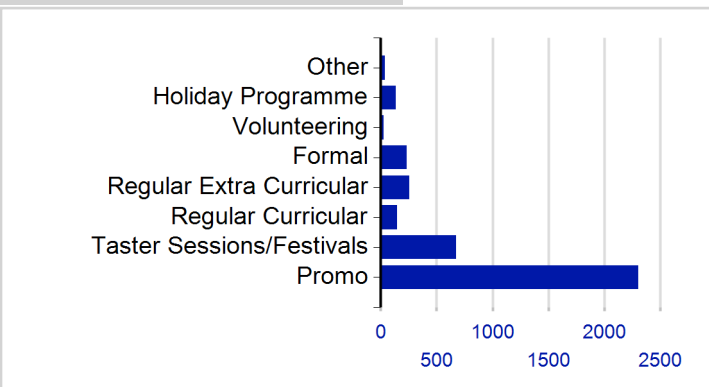
Participant Sessions<sup>1</sup> by Year Group and Gender



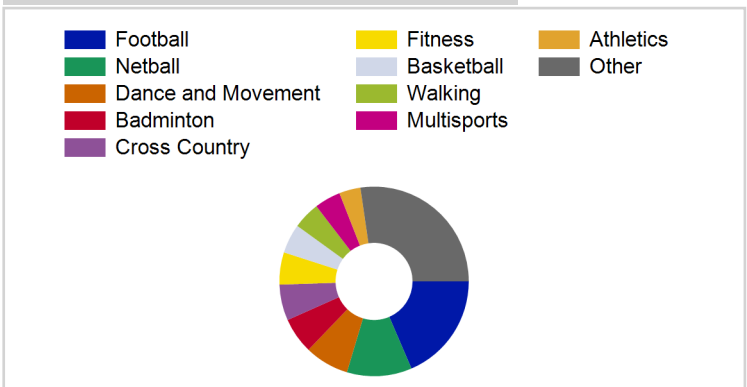
Distinct Deliverers<sup>4</sup>



School/Club Links



Top 10 Activities by Participant Sessions<sup>1</sup>



# Term Report: North Lanarkshire Council

Academic Year : 2013/2014, Term(s) : Full Year

Putting Sport First

**sportscotland**  
the national agency for sport

Participant Sessions<sup>1</sup> by Yeargroup and Gender

	Male	Female
<b>P1</b>	8,189	7,932
<b>P2</b>	10,729	9,881
<b>P3</b>	10,655	10,815
<b>P4</b>	12,572	12,736
<b>P5</b>	17,969	18,141
<b>P6</b>	25,761	24,546
<b>P7</b>	26,600	23,806
<b>S1</b>	28,037	21,173
<b>S2</b>	14,493	11,350
<b>S3</b>	13,068	8,805
<b>S4</b>	10,851	6,389
<b>S5</b>	3,980	3,893
<b>S6</b>	4,673	2,119
<b>ASN P</b>	1,570	532
<b>ASN S</b>	1,656	561
<b>Total</b>	<b>190,803</b>	<b>162,679</b>

Distinct Deliverers<sup>4</sup> byType

	Paid	Voluntary
<b>Parents</b>	0	30
<b>Teachers</b>	0	376
<b>PESpecialists</b>	0	33
<b>Other School Staff</b>	0	38
<b>Club Coaches</b>	9	28
<b>Prof Sessional Coaches</b>	31	59
<b>Students</b>	1	77
<b>Pupils</b>	0	100
<b>SDO</b>	0	0
<b>Other</b>	1	57
<b>Total</b>	<b>42</b>	<b>798</b>