

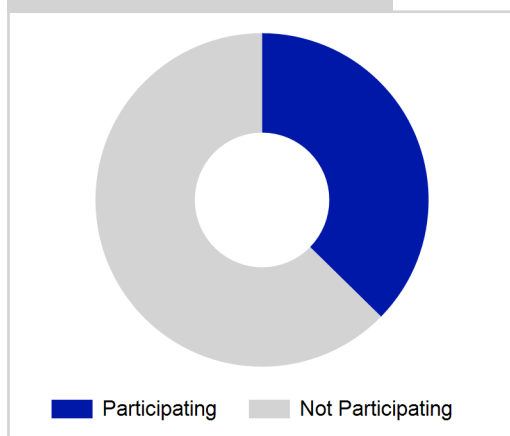
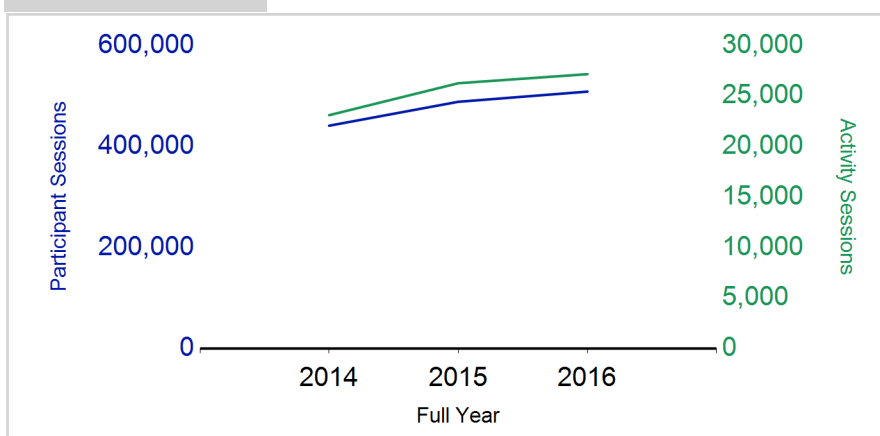
# Term Report: Fife Council

Academic Year : 2016/2017, Term(s) : Full Year

Putting sport first

**sportscotland**  
 the national agency for sport

% School Roll Participating

Participant Sessions<sup>1</sup>

	2014 Full Year	2015 Full Year	2016 Full Year
<b>Activity Sessions</b>	<b>23,108</b>	<b>26,269</b>	<b>27,165</b>
% Purely voluntary	65%	64%	61%
Activity Session Blocks <sup>3</sup>	2331	2700	2849
Avg. Activity Sessions / Block <sup>4</sup>	9.9	9.7	9.5
Different Activities	61	67	62
<b>Participant Sessions<sup>1</sup></b>	<b>441,278</b>	<b>488,669</b>	<b>508,810</b>
% Female	42%	43%	45%
<b>Distinct Participants<sup>2</sup></b>	<b>17,338</b>	<b>18,941</b>	<b>18,196</b>
Total School Roll	48,556	48,804	48,804
% Participating	36%	39%	37%
<b>Distinct Deliverers<sup>5</sup></b>	<b>1,025</b>	<b>1,057</b>	<b>1,063</b>
% Volunteers	88%	86%	82%
Qualified Volunteers	492	482	465
Secondary Pupils	172	189	221
Total Deliverer Sessions <sup>6</sup>	34,541	39,338	40,272
Avg. Deliverers Sessions / Deliverers	33.7	37.2	37.9
<b>School Club Links</b>	<b>1,227</b>	<b>1,303</b>	<b>1,250</b>
Schools with at least one link	159	154	156
Clubs with at least one link	154	152	155

1. Participant Sessions are the 'visits' pupils have made to activities. These figures do not represent the distinct pupils, and should only be taken as indicative of participation.

2. Distinct participants are pupils who have attended at least one session of Active Schools supported activity across the selected year/term (whether this was in a single or multiple school activity).

3. Activities are recorded in ASMO as 'Activity Session Blocks' which describe a group who meet to take part in an activity.

4. The Average Activity Sessions/Block figure shows the average length of a block (i.e. how many weeks did the average block run for?)

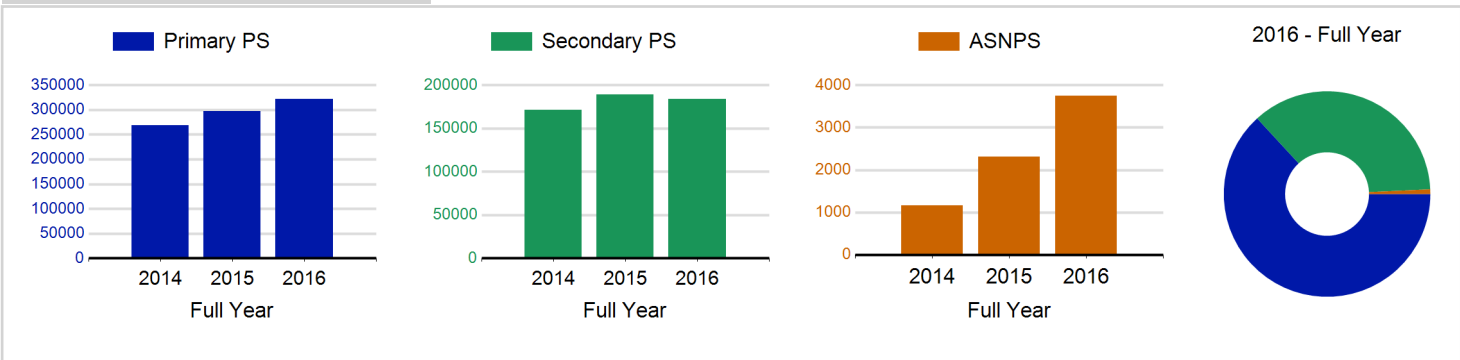
5. Distinct Deliverers are deliverers who have delivered at least one session of Active Schools supported activity across the selected year/term.

6. Deliverer Sessions are the 'visits' deliverers have made to activities. These figures do not represent the distinct deliverers, and should only be taken as indicative of delivery. Distinct deliverer information is only available at the local authority level.

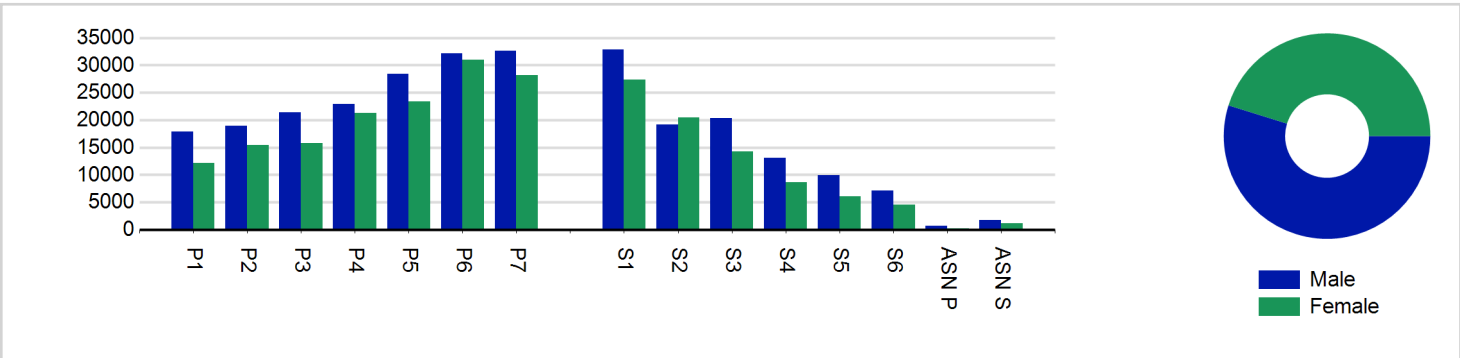
7. School Roll details are taken from the Pupil Census as at September of the Academic Year. Summaries available at <http://www.gov.scot/topics/statistics/browse/school-education/datasets>

8. Distinct Participant data collection 2011 onwards

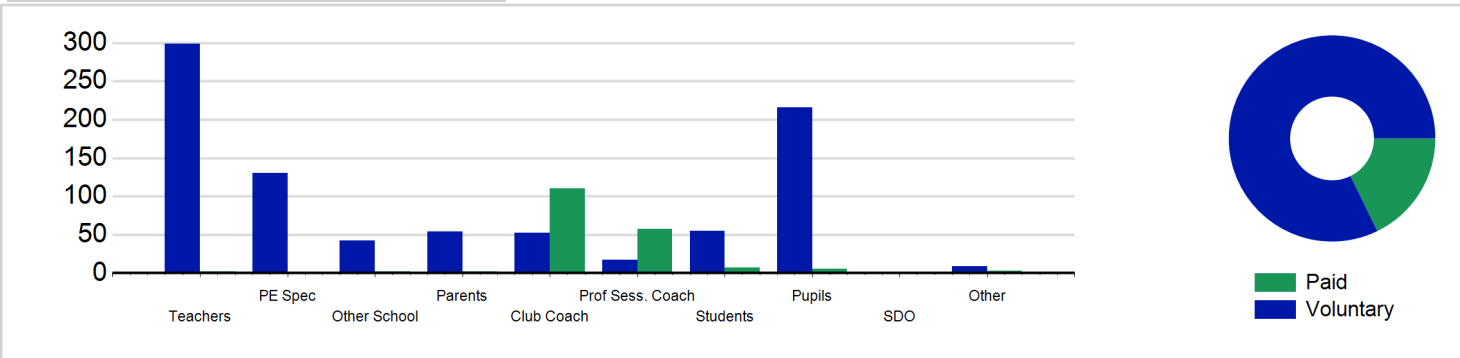
### Participant Sessions<sup>1</sup> by School Type



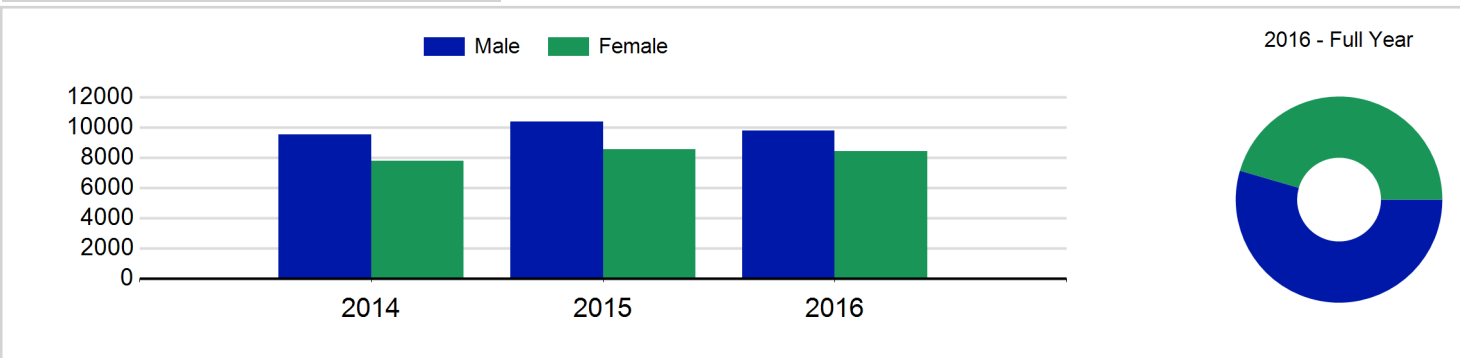
### Participant Sessions<sup>1</sup> by Year Group and Gender



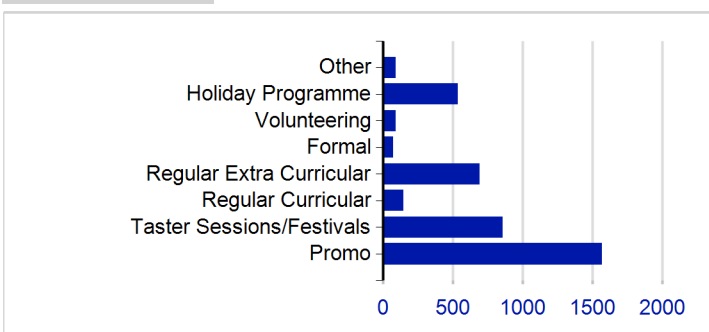
### Distinct Deliverers



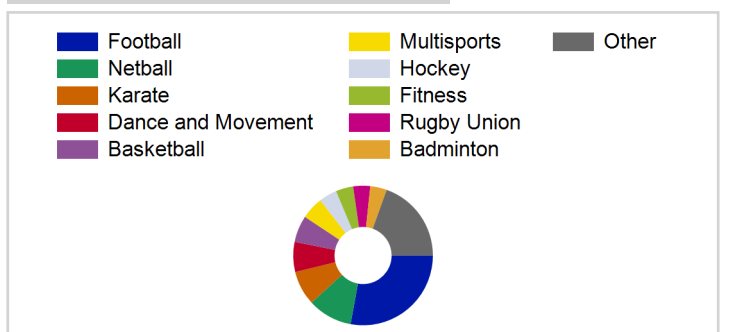
### Distinct Participants<sup>2</sup> by Gender



### School/Club Links



### Top 10 Activities. by Participant Sessions<sup>1</sup>



# Term Report: Fife Council

Academic Year : 2016/2017, Term(s) : Full Year

Putting sport first

**sportscotland**  
the national agency for sport

## Participant Sessions<sup>1</sup> by Year Group and Gender

	Male	Female
<b>P1</b>	17,896	12,160
<b>P2</b>	18,907	15,450
<b>P3</b>	21,404	15,716
<b>P4</b>	22,887	21,317
<b>P5</b>	28,413	23,324
<b>P6</b>	32,173	30,984
<b>P7</b>	32,576	28,186
<b>S1</b>	32,797	27,407
<b>S2</b>	19,171	20,479
<b>S3</b>	20,302	14,272
<b>S4</b>	13,040	8,581
<b>S5</b>	9,929	6,052
<b>S6</b>	7,133	4,504
<b>ASN P</b>	624	212
<b>ASN S</b>	1,726	1,188
<b>Total</b>	<b>278,978</b>	<b>229,832</b>

## Distinct Deliverers<sup>5</sup> by Type

	Paid	Voluntary
<b>Teachers</b>	2	299
<b>PE Spec</b>		130
<b>Other School</b>	2	42
<b>Parents</b>	2	54
<b>Club Coach</b>	110	52
<b>Prof Sess. Coach</b>	57	17
<b>Students</b>	7	55
<b>Pupils</b>	5	216
<b>SDO</b>	1	
<b>Other</b>	3	9
<b>Total</b>	<b>189</b>	<b>874</b>

## Distinct Participants<sup>2</sup> by Gender

<b>Male</b>	9,786
<b>Female</b>	8,410
<b>Total</b>	<b>18,196</b>