

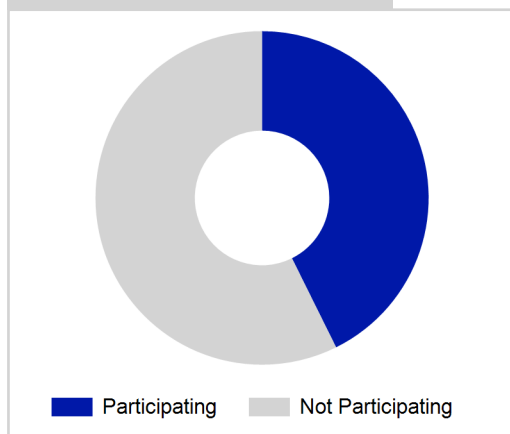
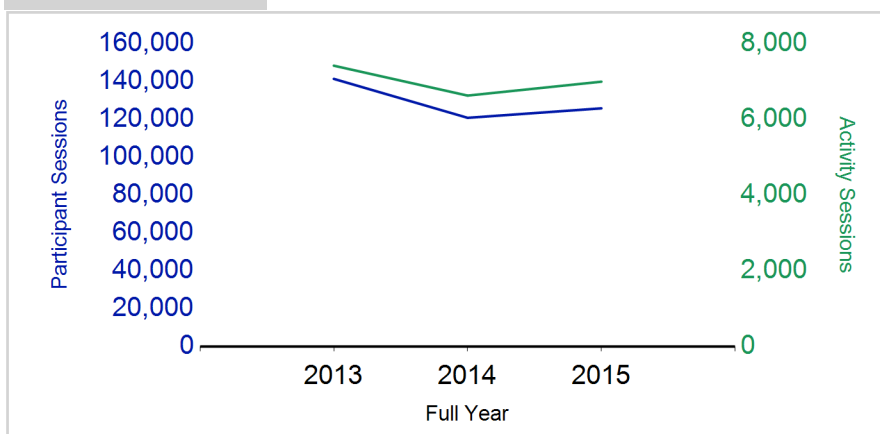
Term Report: East Dunbartonshire Council

Academic Year : 2015/2016, Term(s) : Full Year

Putting sport first

sportscotland
the national agency for sport

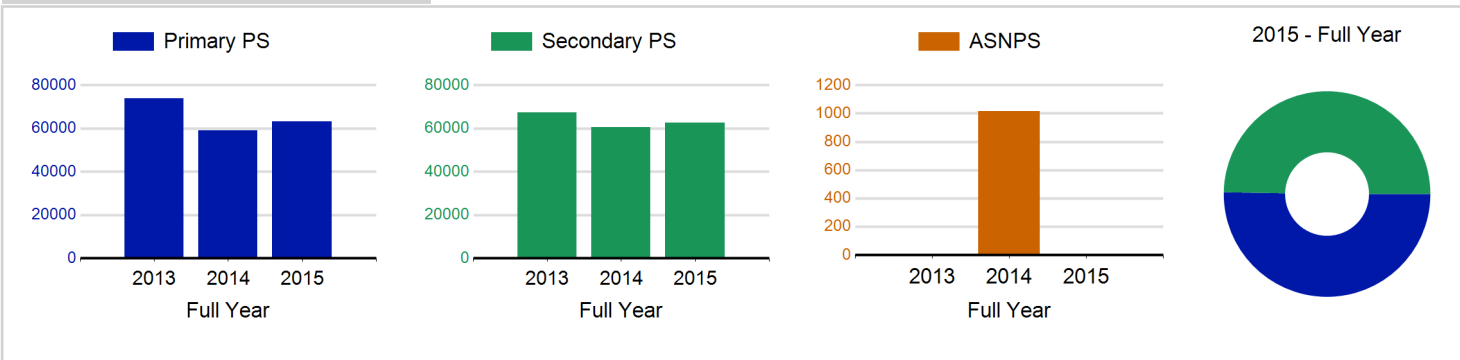
% School Roll Participating

Participant Sessions¹

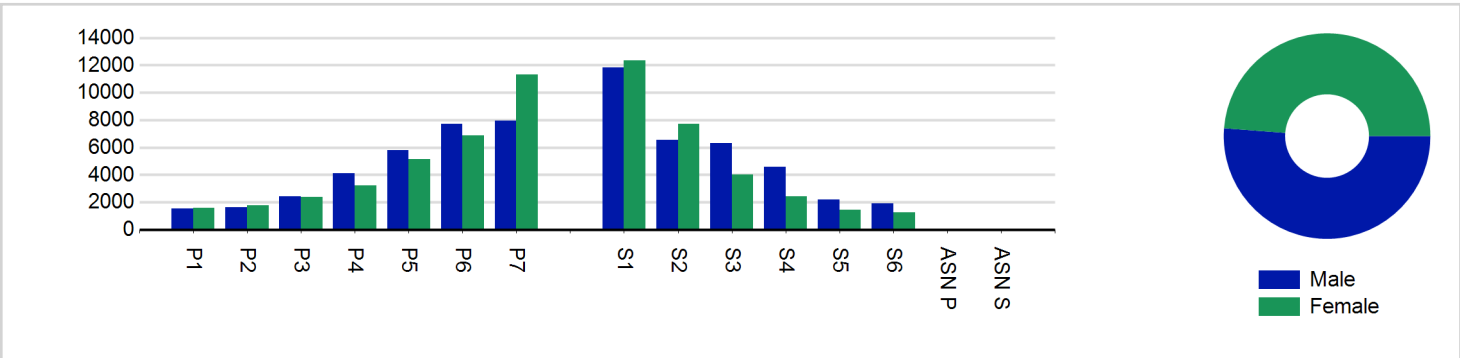
	2013 Full Year	2014 Full Year	2015 Full Year
Activity Sessions	7,416	6,626	6,993
% Purely voluntary	81%	82%	76%
Activity Session Blocks ³	881	793	831
Avg. Activity Sessions / Block ⁴	8.4	8.4	8.4
Different Activities	39	42	38
Participant Sessions¹	141,358	120,791	125,801
% Female	53%	50%	49%
Distinct Participants²	6,972	6,695	6,751
Total School Roll	15,685	15,813	16,018
% Participating	44%	42%	42%
Distinct Deliverers⁵	574	552	620
% Volunteers	83%	86%	87%
Qualified Volunteers	199	197	253
Secondary Pupils	101	142	172
Total Deliverer Sessions ⁶	14,190	12,417	14,119
Avg. Deliverers Sessions / Deliverers	24.7	22.5	22.8
School Club Links	456	255	235
Schools with at least one link	44	44	44
Clubs with at least one link	57	49	49

1. Participant Sessions are the 'visits' pupils have made to activities. These figures do not represent the distinct pupils, and should only be taken as indicative of participation.
 2. Distinct participants are pupils who have attended at least one session of Active Schools supported activity across the selected year/term (whether this was in a single or multiple school activity).
 3. Activities are recorded in ASMO as 'Activity Session Blocks' which describe a group who meet to take part in an activity.
 4. The Average Activity Sessions/Block figure shows the average length of a block (i.e. how many weeks did the average block run for?)
 5. Distinct Deliverers are deliverers who have delivered at least one session of Active Schools supported activity across the selected year/term.
 6. Deliverer Sessions are the 'visits' deliverers have made to activities. These figures do not represent the distinct deliverers, and should only be taken as indicative of delivery. Distinct deliverer information is only available at the local authority level.
 7. School Roll details are taken from the Pupil Census as at September of the Academic Year. Summaries available at <http://www.gov.scot/topics/statistics/browse/school-education/datasets>

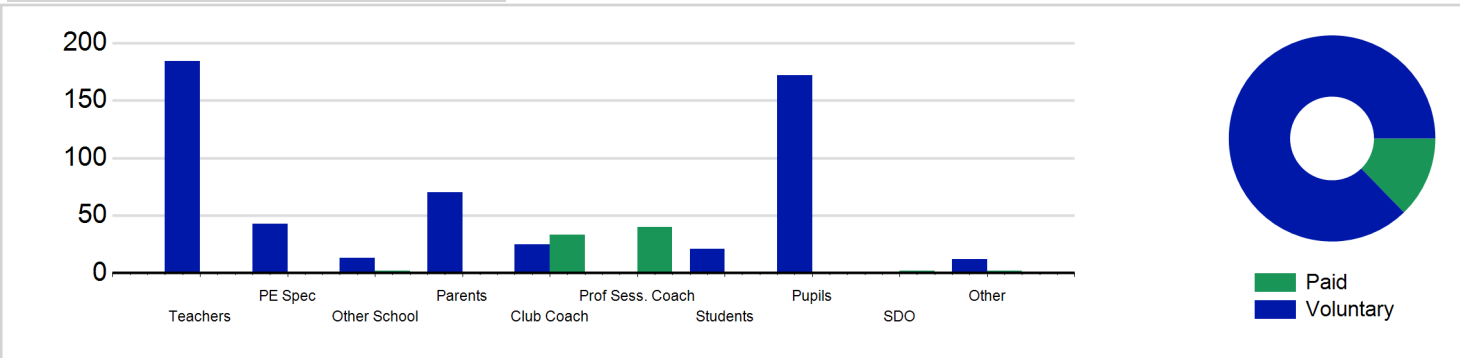
Participant Sessions¹ by School Type



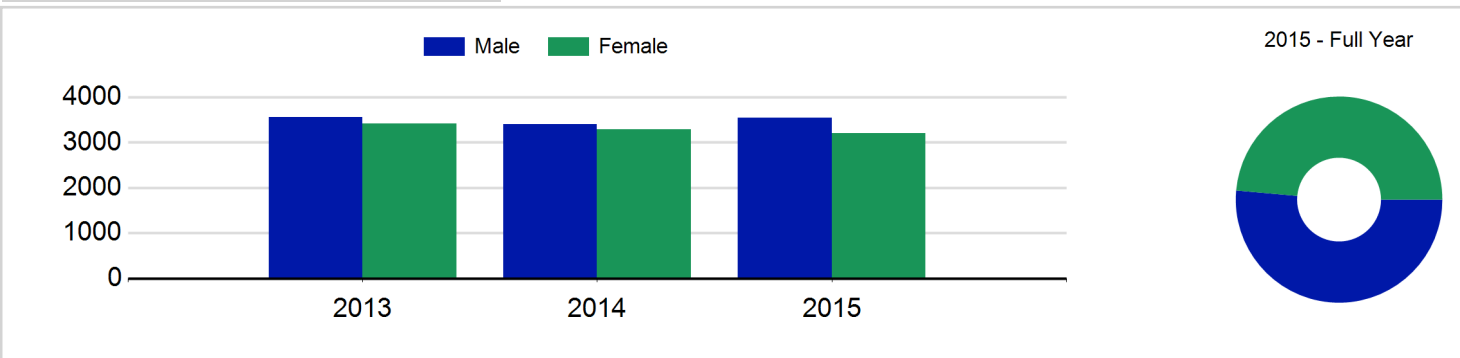
Participant Sessions¹ by Year Group and Gender



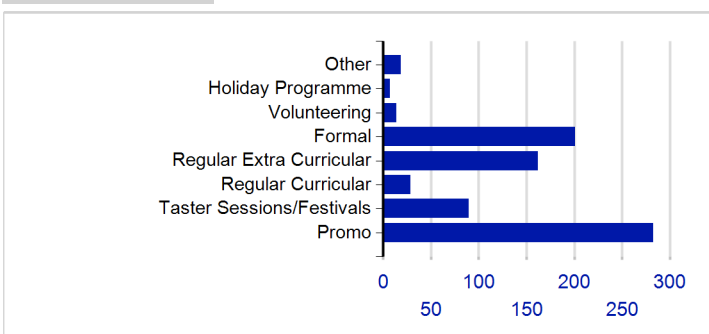
Distinct Deliverers



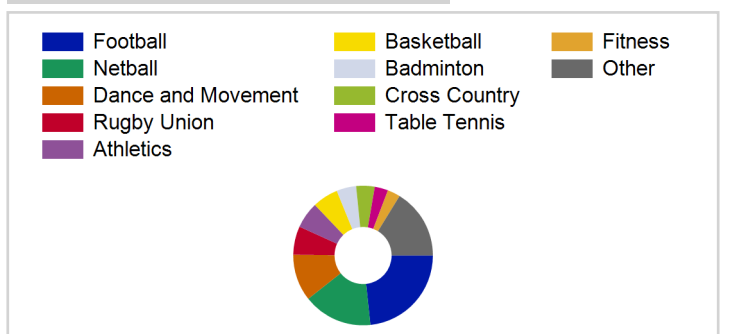
Distinct Participants² by Gender



School/Club Links



Top 10 Activities. by Participant Sessions¹



Term Report: East Dunbartonshire Council

Academic Year : 2015/2016, Term(s) : Full Year

Putting sport first

sportscotland
the national agency for sport

Participant Sessions¹ by Year Group and Gender

	Male	Female
P1	1,507	1,556
P2	1,604	1,781
P3	2,418	2,366
P4	4,107	3,198
P5	5,795	5,129
P6	7,689	6,844
P7	7,959	11,303
S1	11,835	12,354
S2	6,525	7,733
S3	6,315	4,018
S4	4,554	2,421
S5	2,202	1,435
S6	1,913	1,240
ASN P		
ASN S		
Total	64,423	61,378

Distinct Deliverers² by Type

	Paid	Voluntary
Teachers		184
PE Spec		43
Other School	2	13
Parents		70
Club Coach	33	25
Prof Sess. Coach	40	1
Students		21
Pupils		172
SDO	2	
Other	2	12
Total	79	541

Distinct Participants² by Gender

Male	3,542
Female	3,209
Total	6,751