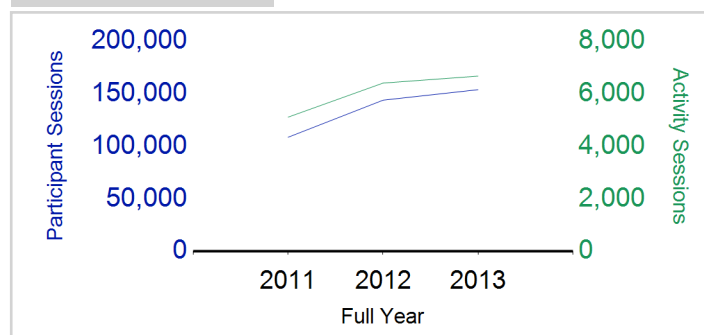


Term Report: East Renfrewshire Council

Academic Year : 2013/2014, Term(s) : Full Year

Putting Sport First

sportscotland
 the national agency for sport
Participant Sessions¹

	2011 Full Year	2012 Full Year	2013 Full Year
Activity Sessions	5,118	6,415	6,681
% Purely voluntary	63%	67%	55%
Activity Session Blocks ²	646	753	836
Avg Activity Sessions / Blocks ³	7.9	8.5	8.0
Different Activities	48	43	43
Participant Sessions¹	108,786	144,101	154,104
% Female	47%	47%	44%
Distinct Deliverers⁴	210	366	408
% Volunteers	54%	75%	68%
Qualified Volunteers	76	118	121
Secondary Pupils	20	22	23
Total Deliverer Sessions ⁵	7,991	10,450	10,740
Avg Deliverers Sessions / Deliverer	38.1	28.6	26.3
School Club Links	162	138	154
Schools with at least 1 link	32	30	30
Clubs with at least 1 link	47	43	42

1. Participant Sessions are the 'visits' pupils have made to activities. These figures do not represent the distinct pupils, and should only be taken as indicative of participation

2. Activities are recorded in ASMO as 'Activity Session Blocks' which describe a group who meet to take part in an activity.

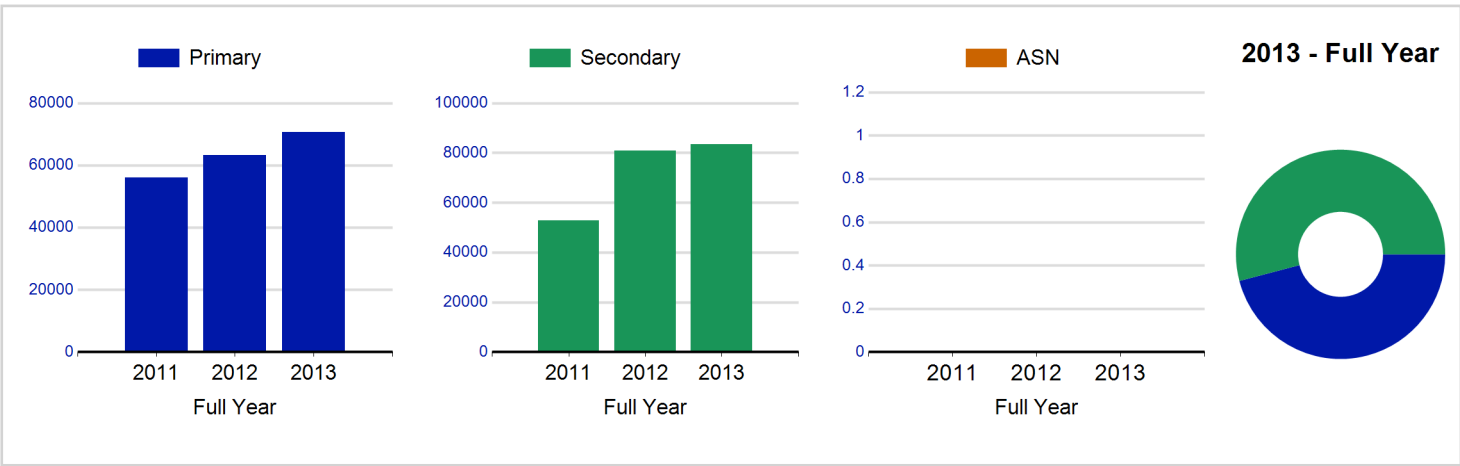
3. The Average Activity Sessions/Block figure shows the average length of a block (i.e. how many weeks did the average block run for?)

4. Distinct Deliverers are deliverers who have delivered at least one session of Active Schools supported activity across the selected year/term.

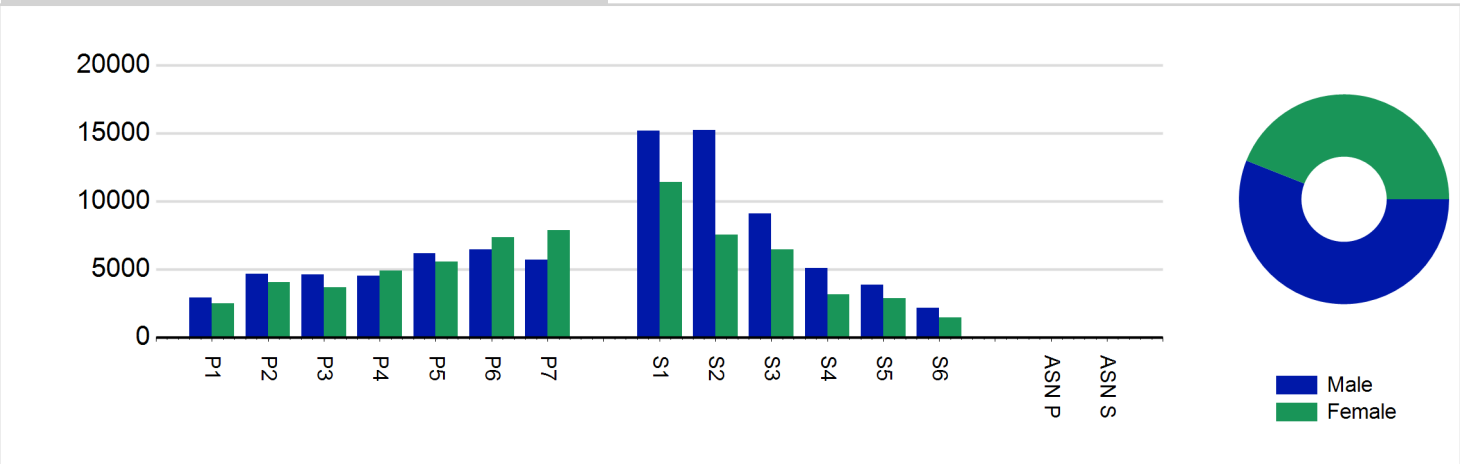
5. Deliverer Sessions are the 'visits' deliverers have made to activities. These figures do not represent the distinct deliverers, and should only be taken as indicative of delivery. Distinct deliverer information is only available at the local authority level.

6. Figures with N/A are not available for the 2008-11 phase of Active Schools. Charts which refer to information pre 2011 will show a huge increase from 0 – this is because we cannot include any 2008-2011 data at this level.

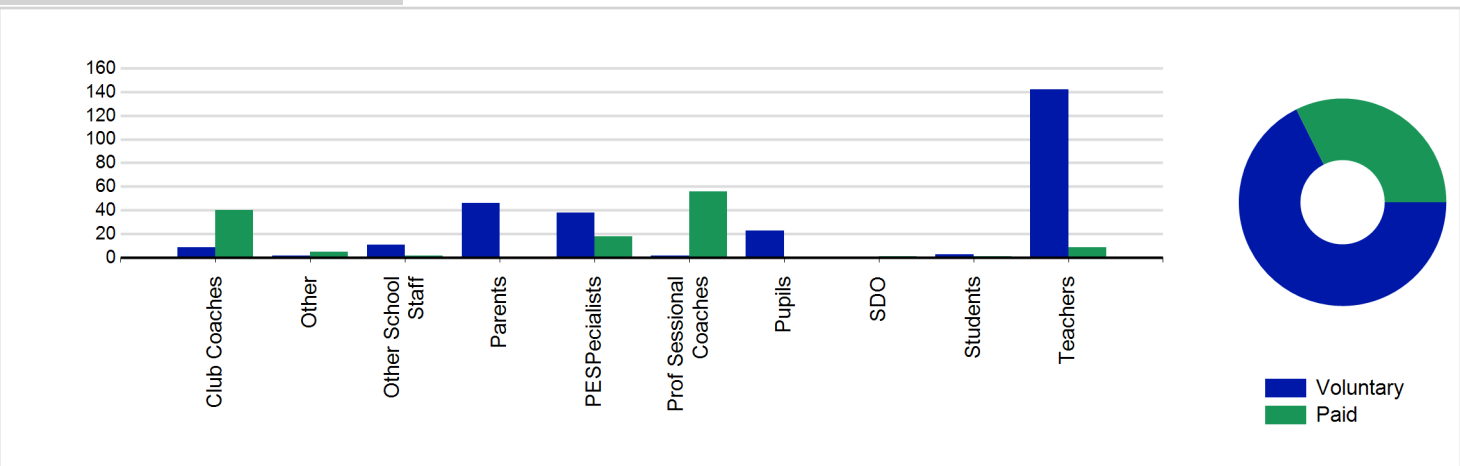
Participant Sessions¹ by School Type



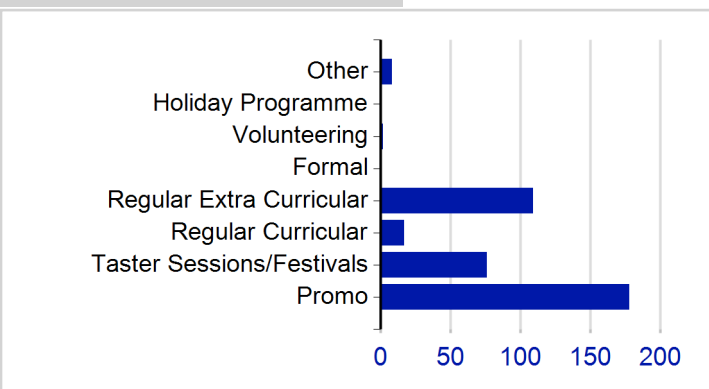
Participant Sessions¹ by Year Group and Gender



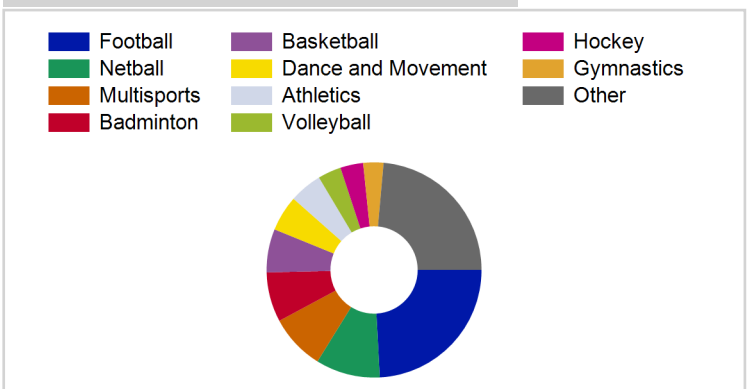
Distinct Deliverers⁴



School/Club Links



Top 10 Activities by Participant Sessions¹



Term Report: East Renfrewshire Council

Academic Year : 2013/2014, Term(s) : Full Year

Putting Sport First

sportscotland
the national agency for sport

Participant Sessions 7 by Yeargroup and Gender

	Male	Female
P1	2,916	2,467
P2	4,652	4,035
P3	4,628	3,643
P4	4,532	4,896
P5	6,150	5,530
P6	6,447	7,322
P7	5,676	7,848
S1	15,157	11,394
S2	15,243	7,534
S3	9,084	6,429
S4	5,088	3,134
S5	3,834	2,887
S6	2,141	1,437
ASN P	0	0
ASN S	0	0
Total	85,548	68,556

Distinct Deliverers 4 by Type

	Paid	Voluntary
Parents	0	46
Teachers	9	142
PESpecialists	18	38
Other School Staff	2	11
Club Coaches	40	9
Prof Sessional Coaches	56	2
Students	1	3
Pupils	0	23
SDO	1	0
Other	5	2
Total	132	276