

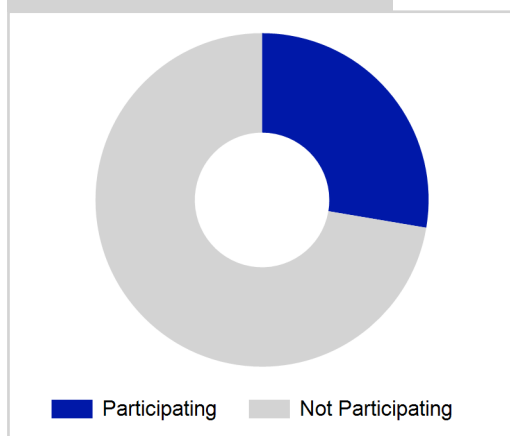
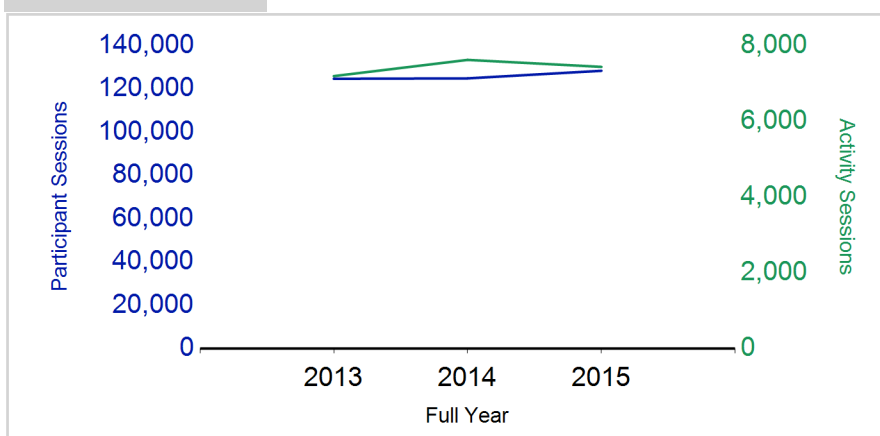
Term Report: West Lothian Council

Academic Year : 2015/2016, Term(s) : Full Year

Putting sport first

sportscotland
 the national agency for sport

% School Roll Participating

Participant Sessions¹

	2013 Full Year	2014 Full Year	2015 Full Year
Activity Sessions	7,193	7,621	7,437
% Purely voluntary	80%	75%	71%
Activity Session Blocks ³	829	924	930
Avg. Activity Sessions / Block ⁴	8.7	8.2	8.0
Different Activities	44	46	47
Participant Sessions¹	124,650	124,831	128,327
% Female	46%	47%	47%
Distinct Participants²	7,145	7,106	7,710
Total School Roll	26,144	26,273	26,562
% Participating	27%	27%	29%
Distinct Deliverers⁵	523	541	589
% Volunteers	92%	90%	88%
Qualified Volunteers	274	204	175
Secondary Pupils	153	116	139
Total Deliverer Sessions ⁶	13,229	12,647	11,968
Avg. Deliverers Sessions / Deliverers	25.3	23.4	20.3
School Club Links	736	678	848
Schools with at least one link	78	80	80
Clubs with at least one link	89	77	81

1. Participant Sessions are the 'visits' pupils have made to activities. These figures do not represent the distinct pupils, and should only be taken as indicative of participation

2. Distinct participants are pupils who have attended at least one session of Active Schools supported activity across the selected year/term (whether this was in a single or multiple school activity).

3. Activities are recorded in ASMO as 'Activity Session Blocks' which describe a group who meet to take part in an activity.

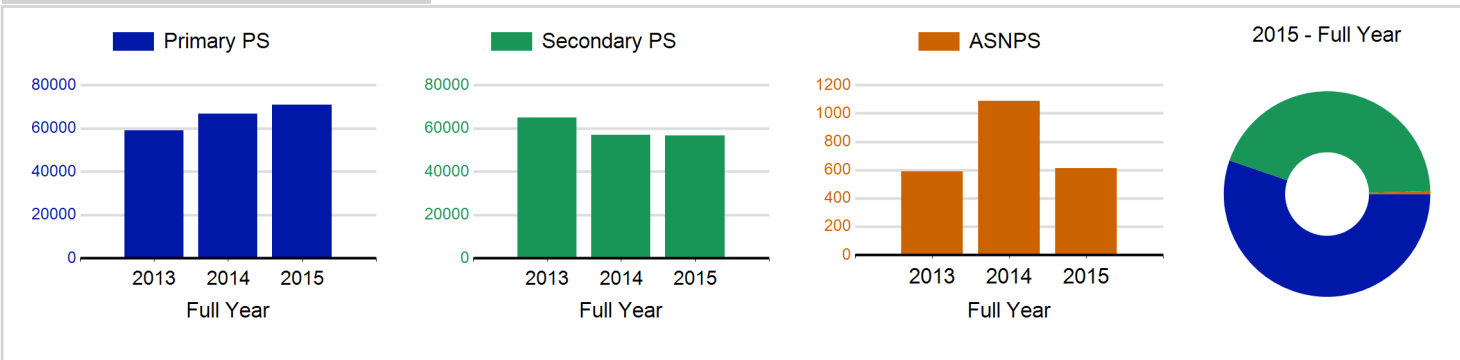
4. The Average Activity Sessions/Block figure shows the average length of a block (i.e. how many weeks did the average block run for?)

5. Distinct Deliverers are deliverers who have delivered at least one session of Active Schools supported activity across the selected year/term.

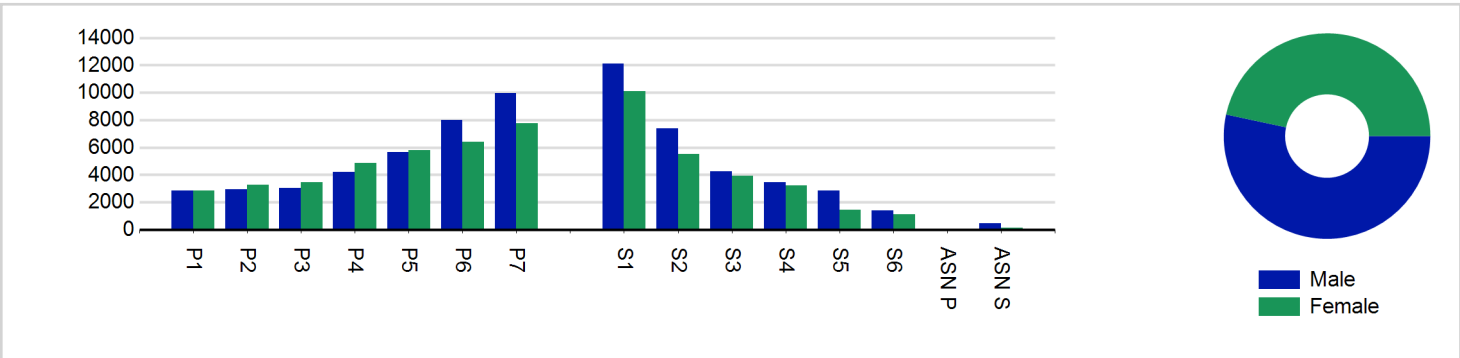
6. Deliverer Sessions are the 'visits' deliverers have made to activities. These figures do not represent the distinct deliverers, and should only be taken as indicative of delivery. Distinct deliverer information is only available at the local authority level.

7. School Roll details are taken from the Pupil Census as at September of the Academic Year. Summaries available at <http://www.gov.scot/topics/statistics/browse/school-education/datasets>

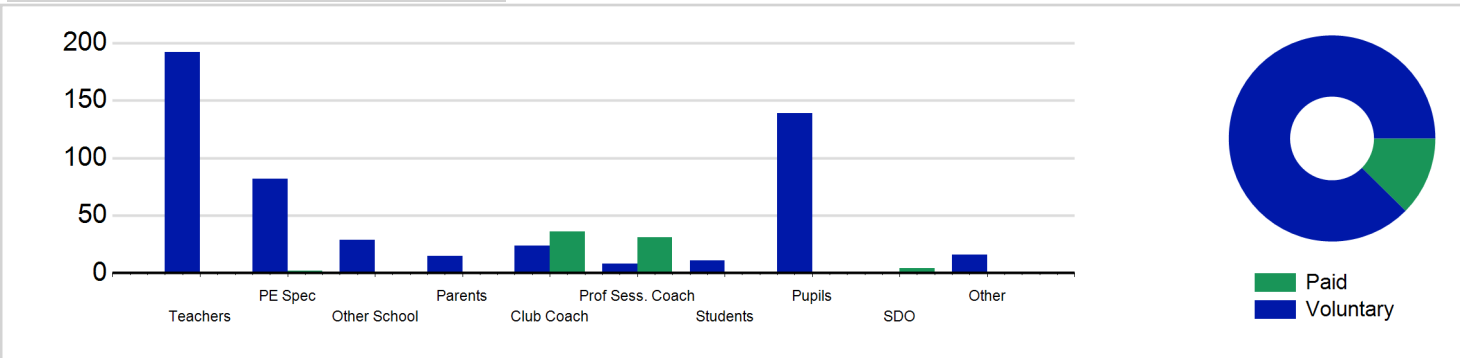
Participant Sessions¹ by School Type



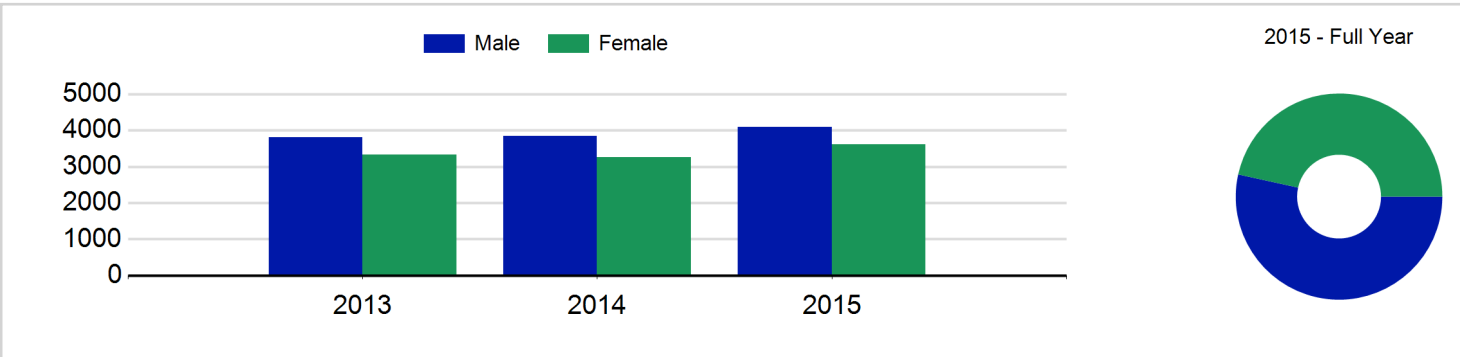
Participant Sessions¹ by Year Group and Gender



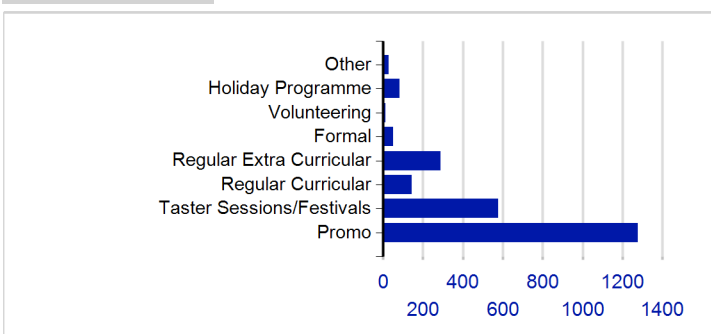
Distinct Deliverers



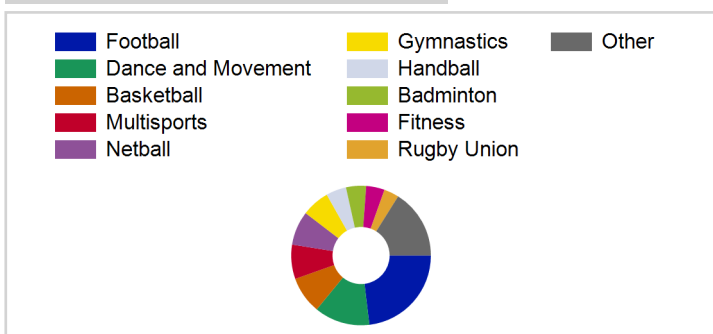
Distinct Participants² by Gender



School/Club Links



Top 10 Activities. by Participant Sessions¹



Term Report: West Lothian Council

Academic Year : 2015/2016, Term(s) : Full Year

Putting sport first

sportscotland
the national agency for sport

Participant Sessions¹ by Year Group and Gender

	Male	Female
P1	2,829	2,846
P2	2,932	3,274
P3	3,028	3,464
P4	4,193	4,874
P5	5,661	5,792
P6	7,980	6,403
P7	9,955	7,740
S1	12,129	10,101
S2	7,365	5,516
S3	4,250	3,934
S4	3,466	3,210
S5	2,850	1,429
S6	1,376	1,118
ASN P	12	
ASN S	456	144
Total	68,482	59,845

Distinct Deliverers⁵ by Type

	Paid	Voluntary
Teachers		192
PE Spec	2	82
Other School		29
Parents		15
Club Coach	36	24
Prof Sess. Coach	31	8
Students		11
Pupils		139
SDO	4	
Other		16
Total	73	516

Distinct Participants² by Gender

Male	4,086
Female	3,624
Total	7,710