

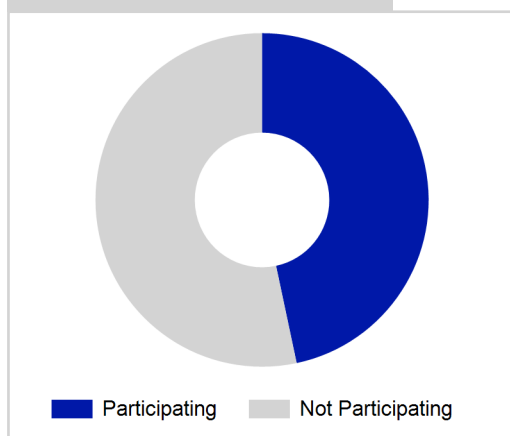
Term Report: Dundee City Council

Academic Year : 2015/2016, Term(s) : Full Year

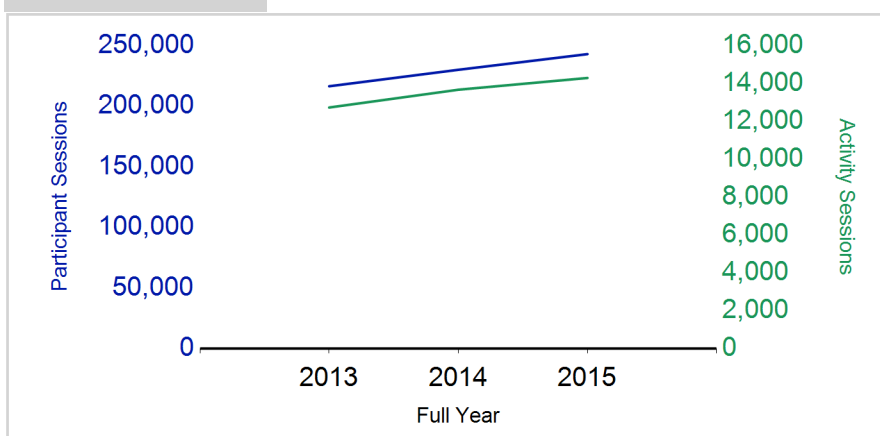
Putting sport first

sportscotland
 the national agency for sport

% School Roll Participating



Participant Sessions¹



	2013 Full Year	2014 Full Year	2015 Full Year
Activity Sessions	12,728	13,667	14,288
% Purely voluntary	59%	59%	57%
Activity Session Blocks ³	1329	1505	1509
Avg. Activity Sessions / Block ⁴	9.6	9.1	9.5
Different Activities	45	44	48
Participant Sessions¹	216,408	229,990	242,921
% Female	49%	46%	45%
Distinct Participants²	7,307	8,405	8,870
Total School Roll	17,459	17,601	17,817
% Participating	42%	48%	50%
Distinct Deliverers⁵	729	888	838
% Volunteers	87%	86%	88%
Qualified Volunteers	365	389	360
Secondary Pupils	101	131	118
Total Deliverer Sessions ⁶	22,557	25,807	26,431
Avg. Deliverers Sessions / Deliverers	30.9	29.1	31.5
School Club Links	332	382	413
Schools with at least one link	45	45	45
Clubs with at least one link	66	71	87

1. Participant Sessions are the 'visits' pupils have made to activities. These figures do not represent the distinct pupils, and should only be taken as indicative of participation.

2. Distinct participants are pupils who have attended at least one session of Active Schools supported activity across the selected year/term (whether this was in a single or multiple school activity).

3. Activities are recorded in ASMO as 'Activity Session Blocks' which describe a group who meet to take part in an activity.

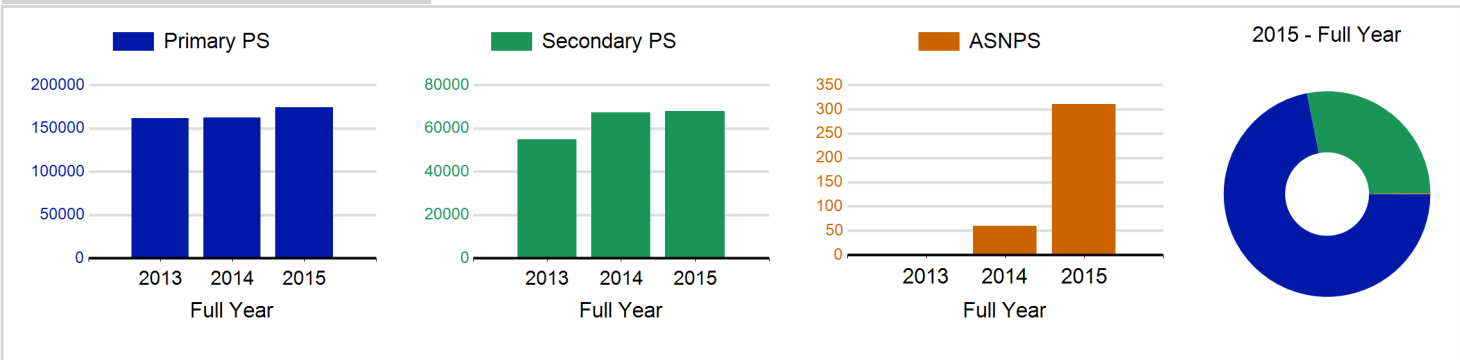
4. The Average Activity Sessions/Block figure shows the average length of a block (i.e. how many weeks did the average block run for?)

5. Distinct Deliverers are deliverers who have delivered at least one session of Active Schools supported activity across the selected year/term.

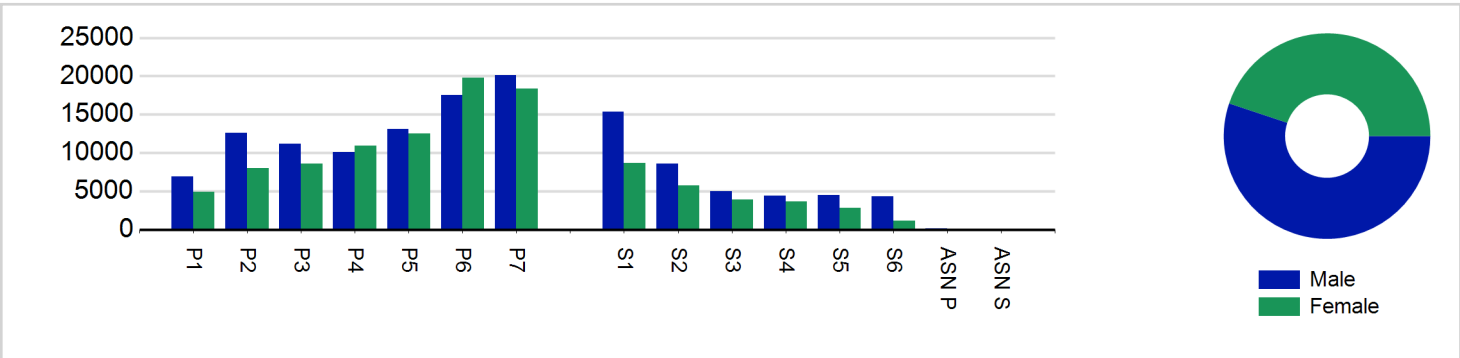
6. Deliverer Sessions are the 'visits' deliverers have made to activities. These figures do not represent the distinct deliverers, and should only be taken as indicative of delivery. Distinct deliverer information is only available at the local authority level.

7. School Roll details are taken from the Pupil Census as at September of the Academic Year. Summaries available at <http://www.gov.scot/topics/statistics/browse/school-education/datasets>

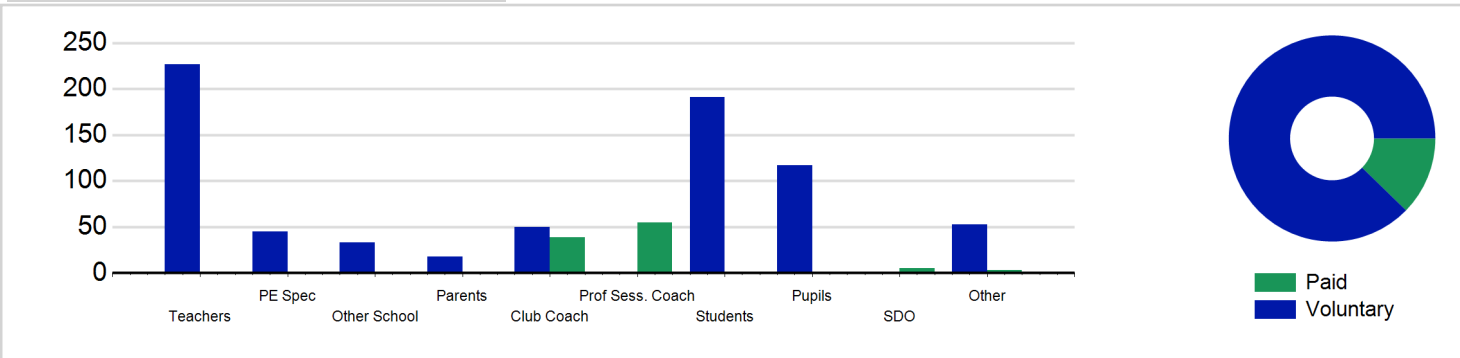
Participant Sessions¹ by School Type



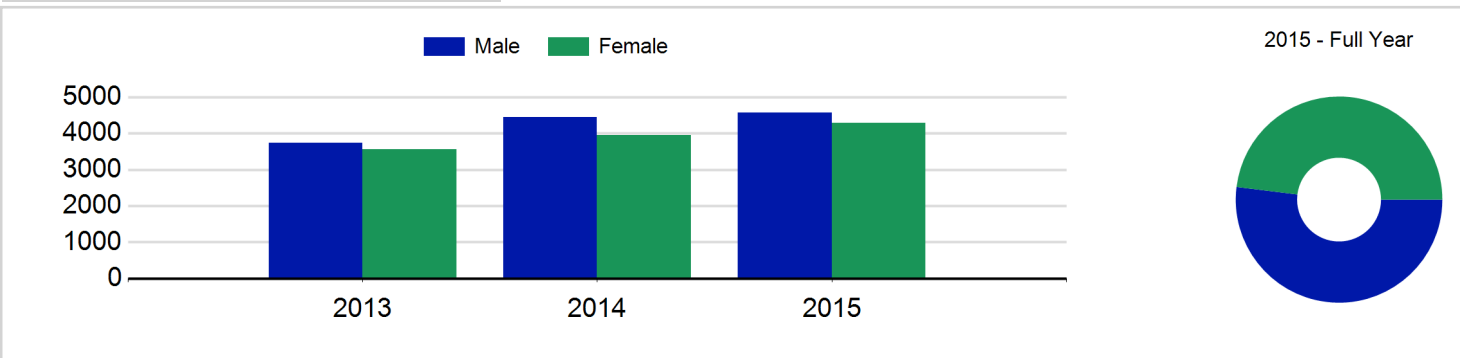
Participant Sessions¹ by Year Group and Gender



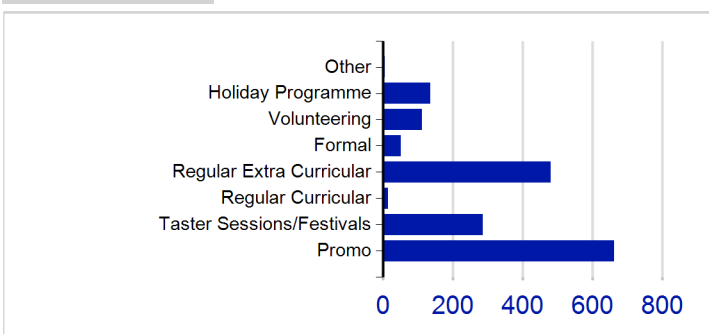
Distinct Deliverers



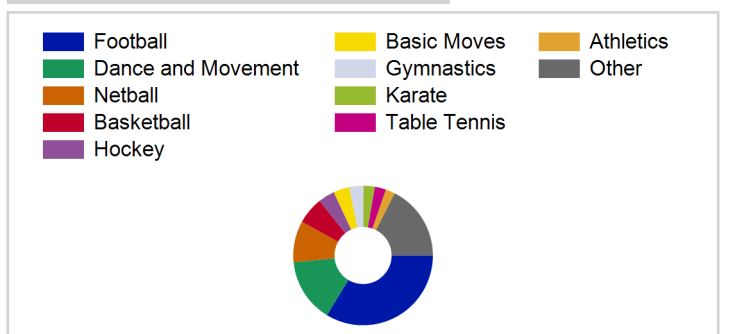
Distinct Participants² by Gender



School/Club Links



Top 10 Activities. by Participant Sessions¹



Term Report: Dundee City Council

Academic Year : 2015/2016, Term(s) : Full Year

Putting sport first

sportscotland
the national agency for sport

Participant Sessions¹ by Year Group and Gender

	Male	Female
P1	6,938	4,947
P2	12,604	7,995
P3	11,162	8,555
P4	10,051	10,897
P5	13,100	12,493
P6	17,570	19,751
P7	20,161	18,352
S1	15,397	8,634
S2	8,587	5,715
S3	4,992	3,900
S4	4,396	3,684
S5	4,483	2,802
S6	4,338	1,106
ASN P	131	75
ASN S	61	44
Total	133,971	108,950

Distinct Deliverers⁵ by Type

	Paid	Voluntary
Teachers		227
PE Spec		45
Other School		33
Parents		18
Club Coach	39	50
Prof Sess. Coach	55	1
Students		191
Pupils	1	117
SDO	5	
Other	3	53
Total	103	735

Distinct Participants² by Gender

Male	4,580
Female	4,290
Total	8,870