

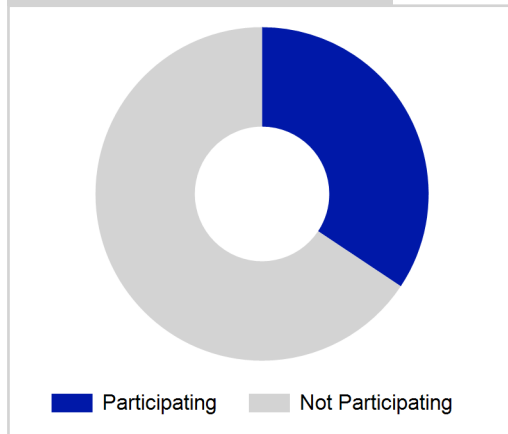
Term Report: City of Edinburgh Council

Academic Year : 2016/2017, Term(s) : Full Year

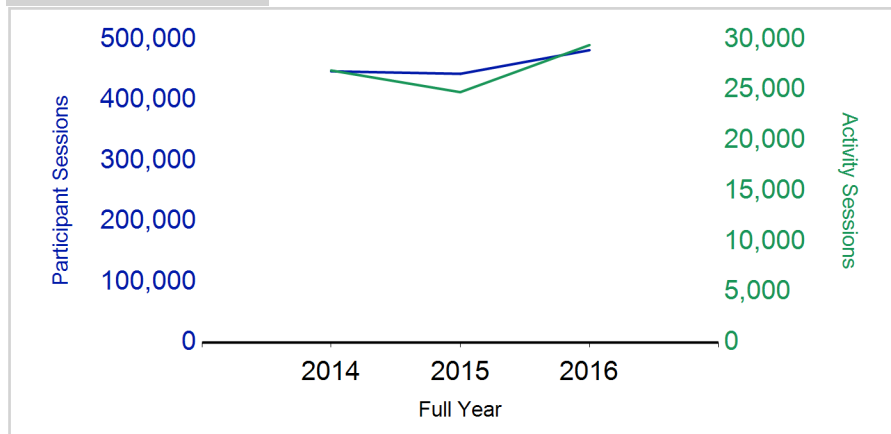
Putting sport first

sportscotland
the national agency for sport

% School Roll Participating



Participant Sessions¹



	2014 Full Year	2015 Full Year	2016 Full Year
Activity Sessions	26,937	24,789	29,452
% Purely voluntary	38%	35%	35%
Activity Session Blocks ³	2684	2534	2938
Avg. Activity Sessions / Block ⁴	10.0	9.8	10.0
Different Activities	49	55	59
Participant Sessions¹	447,553	443,426	482,414
% Female	48%	50%	48%
Distinct Participants²	15,516	15,163	17,878
Total School Roll	46,948	47,628	47,628
% Participating	33%	32%	38%
Distinct Deliverers⁵	1,196	1,219	1,599
% Volunteers	77%	77%	72%
Qualified Volunteers	480	621	565
Secondary Pupils	388	361	466
Total Deliverer Sessions ⁶	45,900	43,827	52,554
Avg. Deliverers Sessions / Deliverers	38.4	36.0	32.9
School Club Links	1,265	1,272	1,487
Schools with at least one link	122	122	121
Clubs with at least one link	214	175	195

1. Participant Sessions are the 'visits' pupils have made to activities. These figures do not represent the distinct pupils, and should only be taken as indicative of participation.

2. Distinct participants are pupils who have attended at least one session of Active Schools supported activity across the selected year/term (whether this was in a single or multiple school activity).

3. Activities are recorded in ASMO as 'Activity Session Blocks' which describe a group who meet to take part in an activity.

4. The Average Activity Sessions/Block figure shows the average length of a block (i.e. how many weeks did the average block run for?)

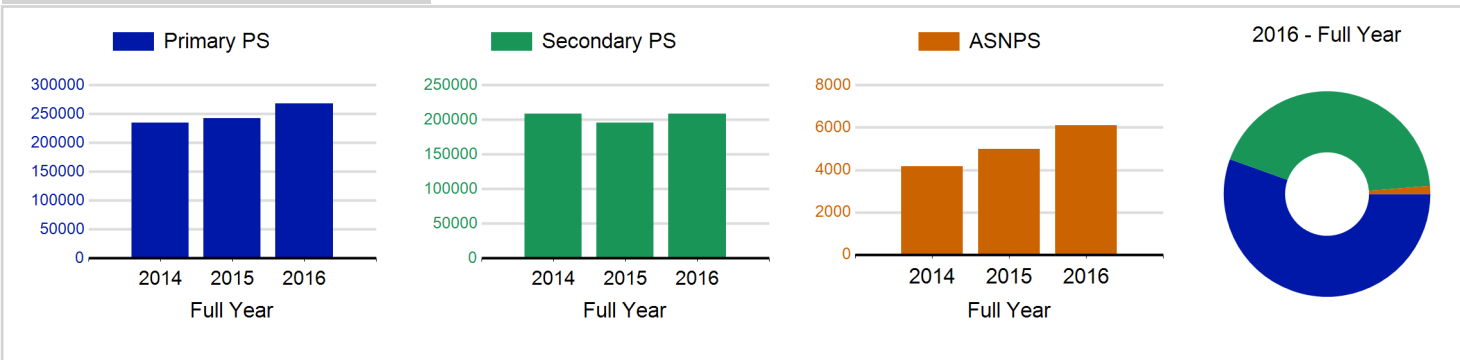
5. Distinct Deliverers are deliverers who have delivered at least one session of Active Schools supported activity across the selected year/term.

6. Deliverer Sessions are the 'visits' deliverers have made to activities. These figures do not represent the distinct deliverers, and should only be taken as indicative of delivery. Distinct deliverer information is only available at the local authority level.

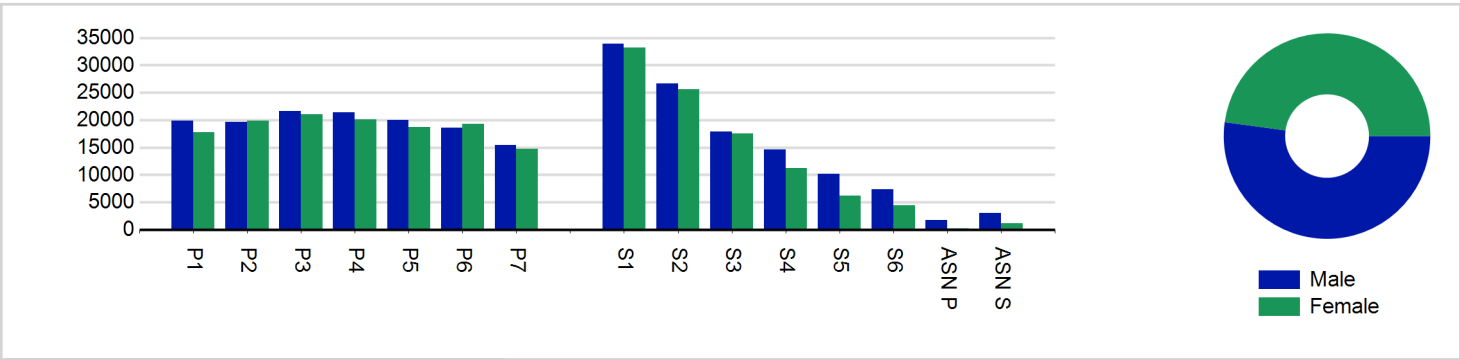
7. School Roll details are taken from the Pupil Census as at September of the Academic Year. Summaries available at <http://www.gov.scot/topics/statistics/browse/school-education/datasets>

8. Distinct Participant data collection 2011 onwards

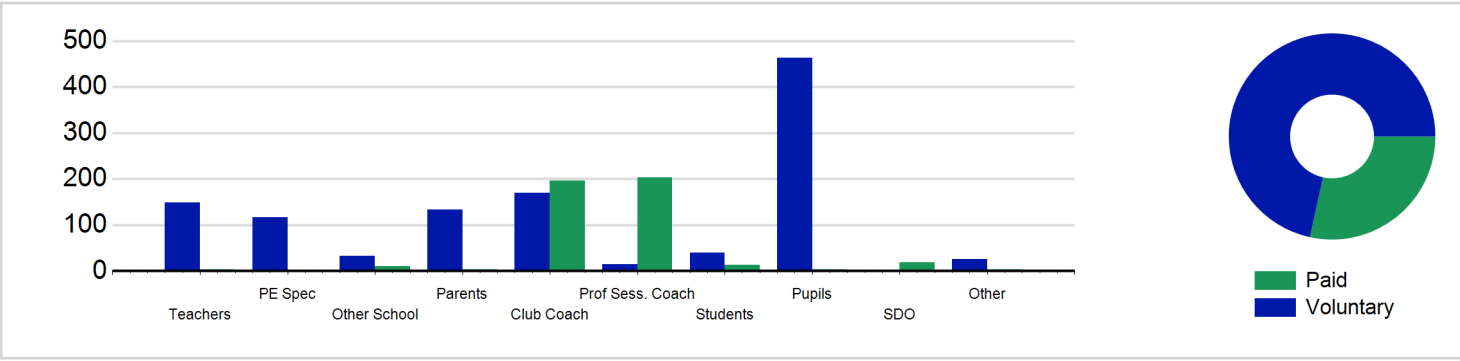
Participant Sessions¹ by School Type



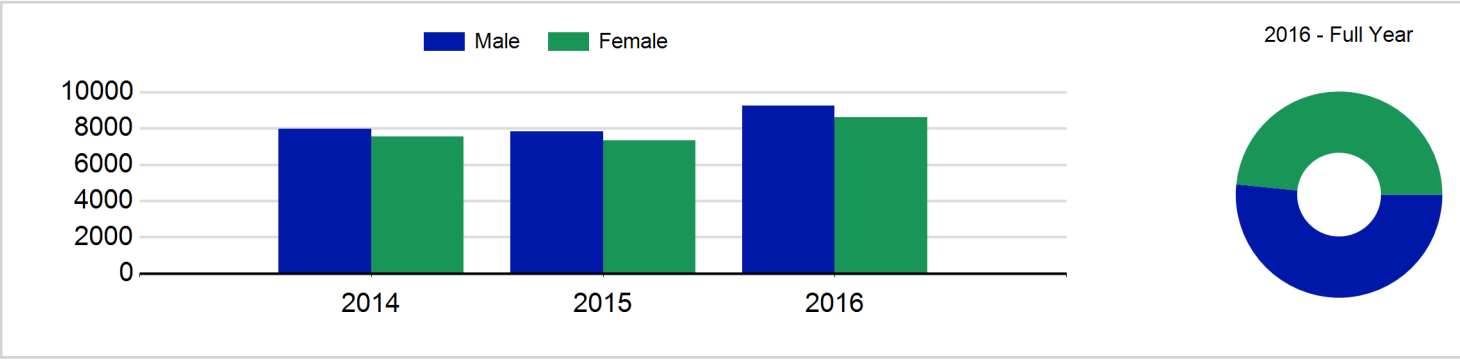
Participant Sessions¹ by Year Group and Gender



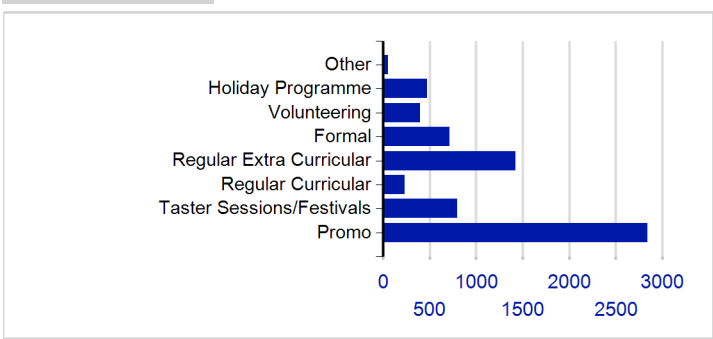
Distinct Deliverers



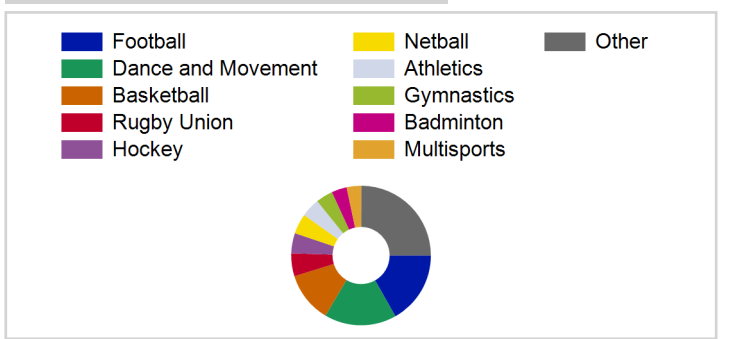
Distinct Participants² by Gender



School/Club Links



Top 10 Activities. by Participant Sessions¹



Term Report: City of Edinburgh Council

Academic Year : 2016/2017, Term(s) : Full Year

Putting sport first

sportscotland
the national agency for sport

Participant Sessions¹ by Year Group and Gender

	Male	Female
P1	19,826	17,722
P2	19,681	19,915
P3	21,620	21,078
P4	21,382	20,052
P5	19,968	18,661
P6	18,525	19,256
P7	15,355	14,688
S1	33,927	33,149
S2	26,621	25,539
S3	17,879	17,568
S4	14,566	11,212
S5	10,186	6,123
S6	7,384	4,436
ASN P	1,746	219
ASN S	2,978	1,152
Total	251,644	230,770

Distinct Deliverers⁵ by Type

	Paid	Voluntary
Teachers	3	149
PE Spec	1	116
Other School	11	33
Parents	3	133
Club Coach	196	170
Prof Sess. Coach	203	14
Students	13	40
Pupils	3	463
SDO	19	
Other	3	26
Total	455	1,144

Distinct Participants² by Gender

Male	9,248
Female	8,630
Total	17,878