

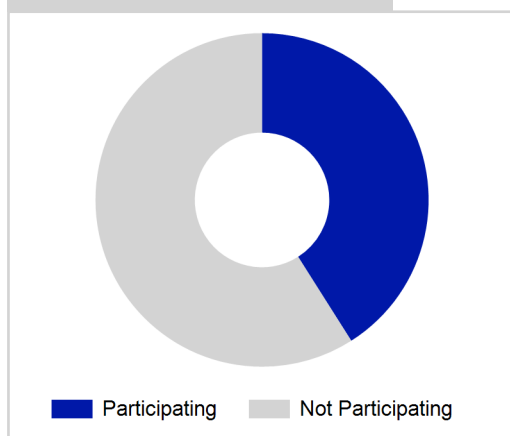
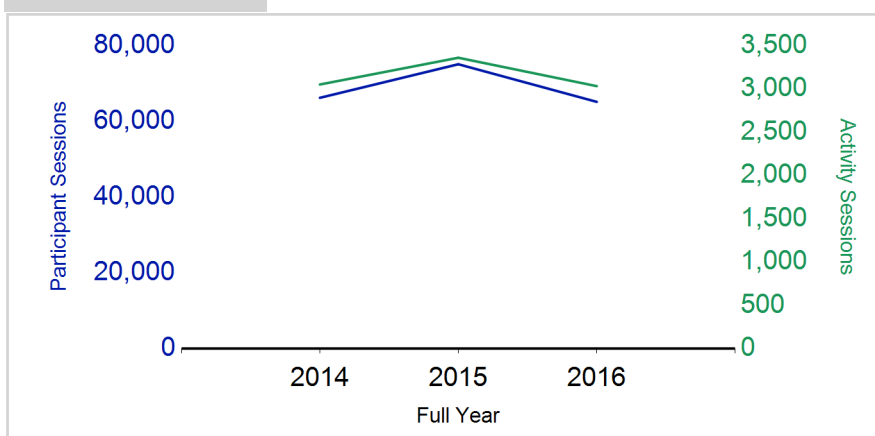
Term Report: Inverclyde Council

Academic Year : 2016/2017, Term(s) : Full Year

Putting sport first

sportscotland
 the national agency for sport

% School Roll Participating

Participant Sessions¹

	2014 Full Year	2015 Full Year	2016 Full Year
Activity Sessions	3,050	3,359	3,031
% Purely voluntary	72%	75%	75%
Activity Session Blocks ³	433	490	448
Avg. Activity Sessions / Block ⁴	7.0	6.9	6.8
Different Activities	32	33	32
Participant Sessions¹	66,202	75,062	65,135
% Female	53%	52%	51%
Distinct Participants²	3,958	4,467	3,779
Total School Roll	9,998	9,908	9,908
% Participating	40%	45%	38%
Distinct Deliverers⁵	276	322	336
% Volunteers	96%	93%	93%
Qualified Volunteers	125	126	88
Secondary Pupils	67	87	65
Total Deliverer Sessions ⁶	5,445	5,696	5,360
Avg. Deliverers Sessions / Deliverers	19.7	17.7	16.0
School Club Links	207	246	206
Schools with at least one link	27	27	27
Clubs with at least one link	24	30	27

1. Participant Sessions are the 'visits' pupils have made to activities. These figures do not represent the distinct pupils, and should only be taken as indicative of participation.

2. Distinct participants are pupils who have attended at least one session of Active Schools supported activity across the selected year/term (whether this was in a single or multiple school activity).

3. Activities are recorded in ASMO as 'Activity Session Blocks' which describe a group who meet to take part in an activity.

4. The Average Activity Sessions/Block figure shows the average length of a block (i.e. how many weeks did the average block run for?)

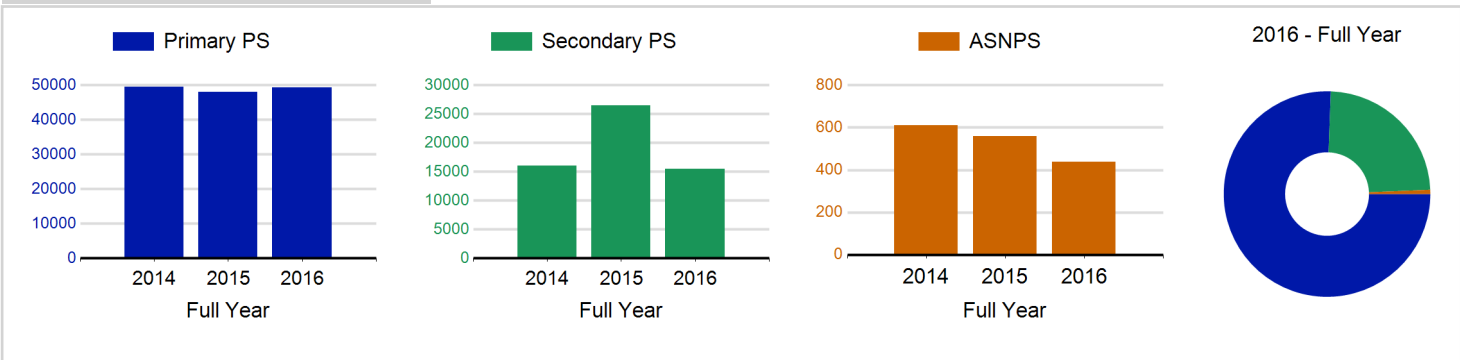
5. Distinct Deliverers are deliverers who have delivered at least one session of Active Schools supported activity across the selected year/term.

6. Deliverer Sessions are the 'visits' deliverers have made to activities. These figures do not represent the distinct deliverers, and should only be taken as indicative of delivery. Distinct deliverer information is only available at the local authority level.

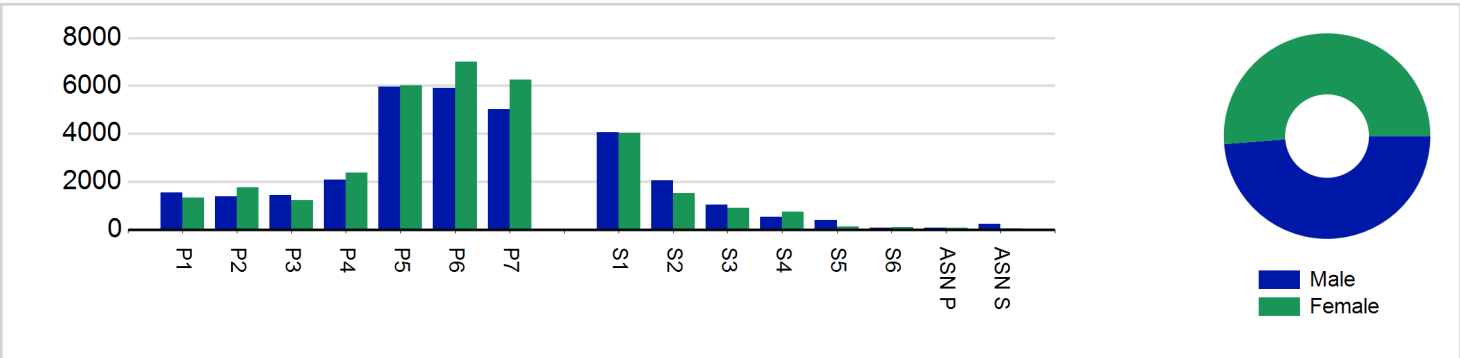
7. School Roll details are taken from the Pupil Census as at September of the Academic Year. Summaries available at <http://www.gov.scot/topics/statistics/browse/school-education/datasets>

8. Distinct Participant data collection 2011 onwards

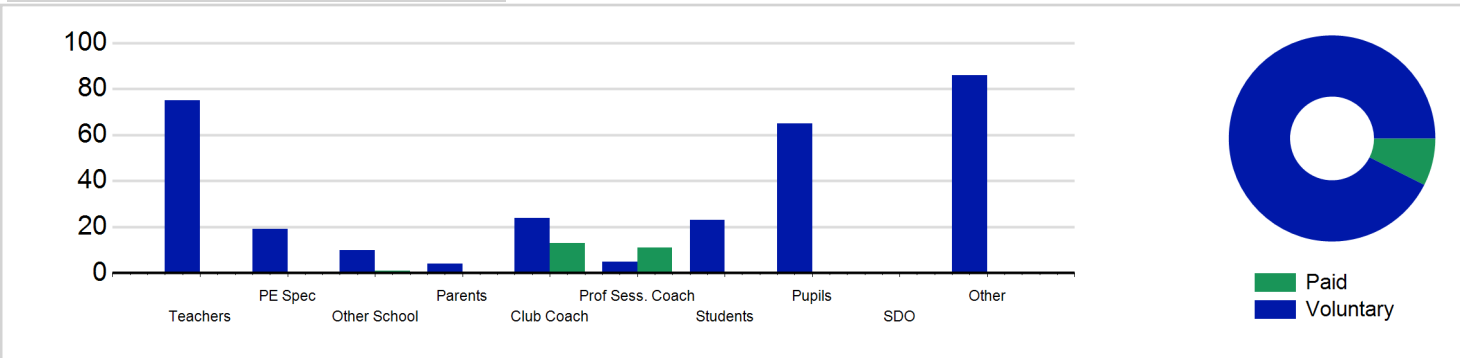
Participant Sessions¹ by School Type



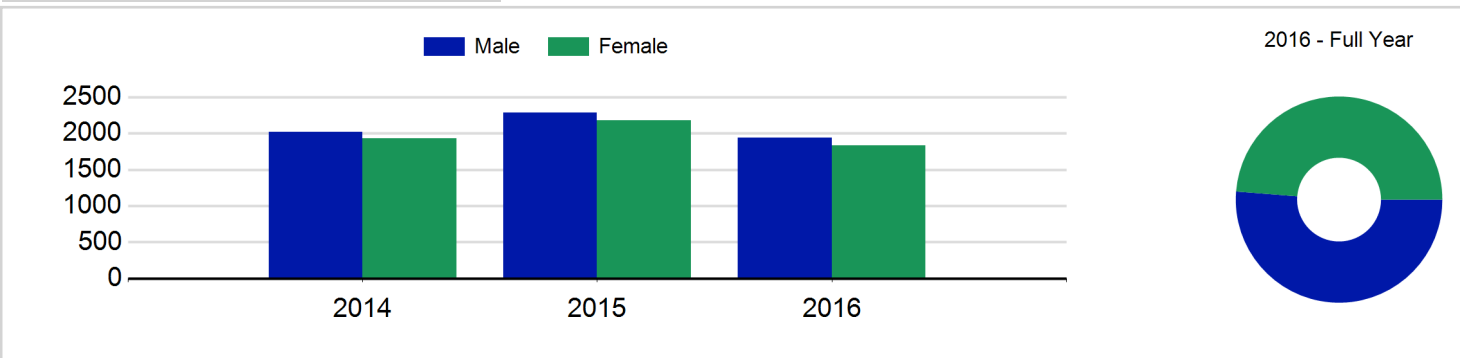
Participant Sessions¹ by Year Group and Gender



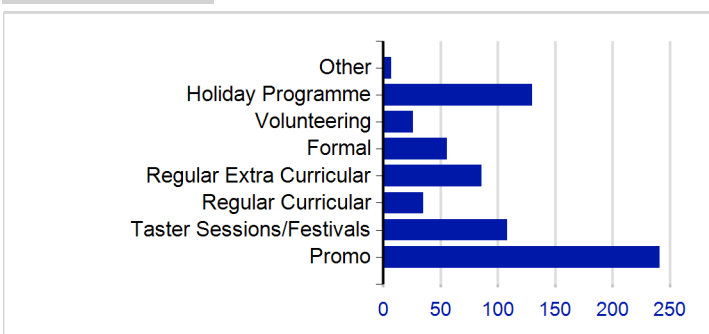
Distinct Deliverers



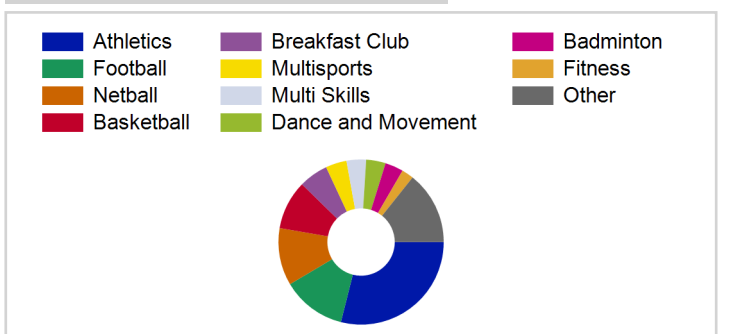
Distinct Participants² by Gender



School/Club Links



Top 10 Activities. by Participant Sessions¹



Term Report: Inverclyde Council

Academic Year : 2016/2017, Term(s) : Full Year

Putting sport first

sportscotland
the national agency for sport

Participant Sessions¹ by Year Group and Gender

	Male	Female
P1	1,533	1,334
P2	1,378	1,749
P3	1,428	1,231
P4	2,087	2,362
P5	5,957	6,003
P6	5,915	7,001
P7	5,008	6,239
S1	4,052	4,021
S2	2,048	1,505
S3	1,029	892
S4	530	727
S5	394	119
S6	66	90
ASN P	84	68
ASN S	245	40
Total	31,754	33,381

Distinct Deliverers⁵ by Type

	Paid	Voluntary
Teachers		75
PE Spec		19
Other School	1	10
Parents		4
Club Coach	13	24
Prof Sess. Coach	11	5
Students		23
Pupils		65
SDO		
Other		86
Total	25	311

Distinct Participants² by Gender

Male	1,943
Female	1,836
Total	3,779