

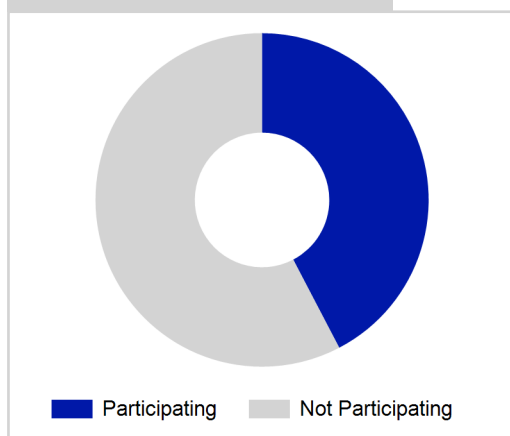
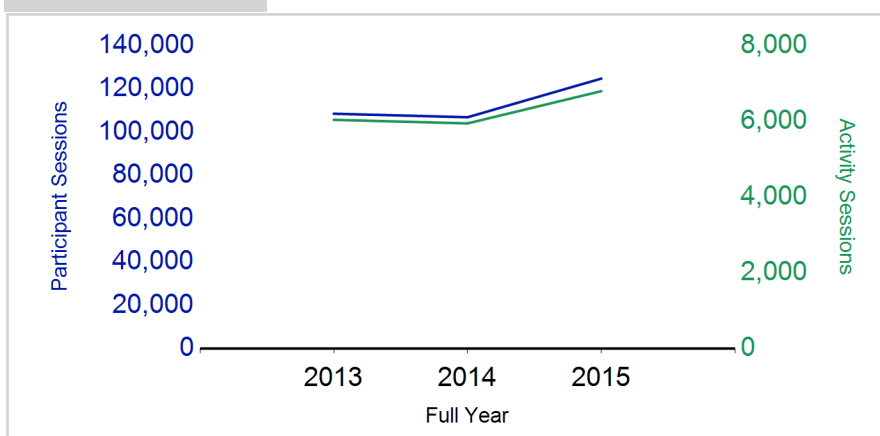
Term Report: East Ayrshire Council

Academic Year : 2015/2016, Term(s) : Full Year

Putting sport first

sportscotland
the national agency for sport

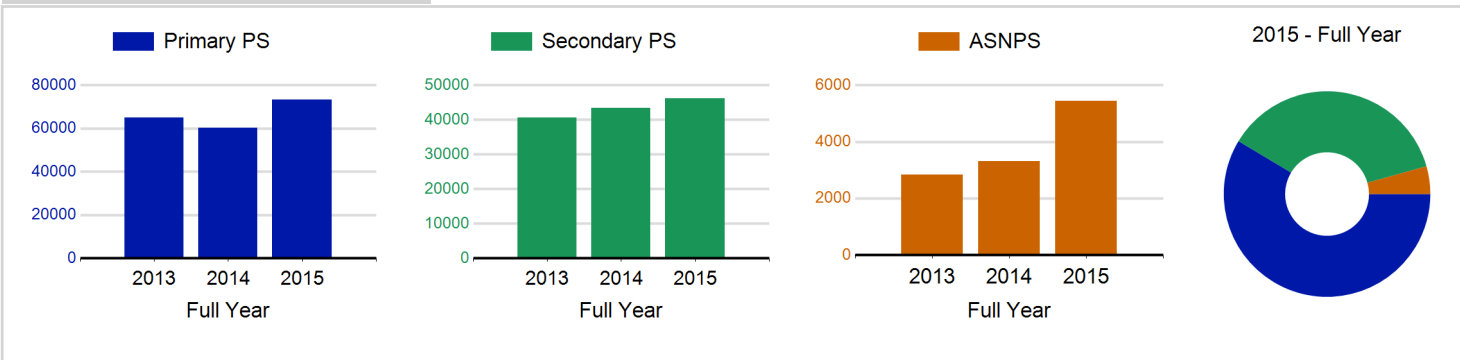
% School Roll Participating

Participant Sessions¹

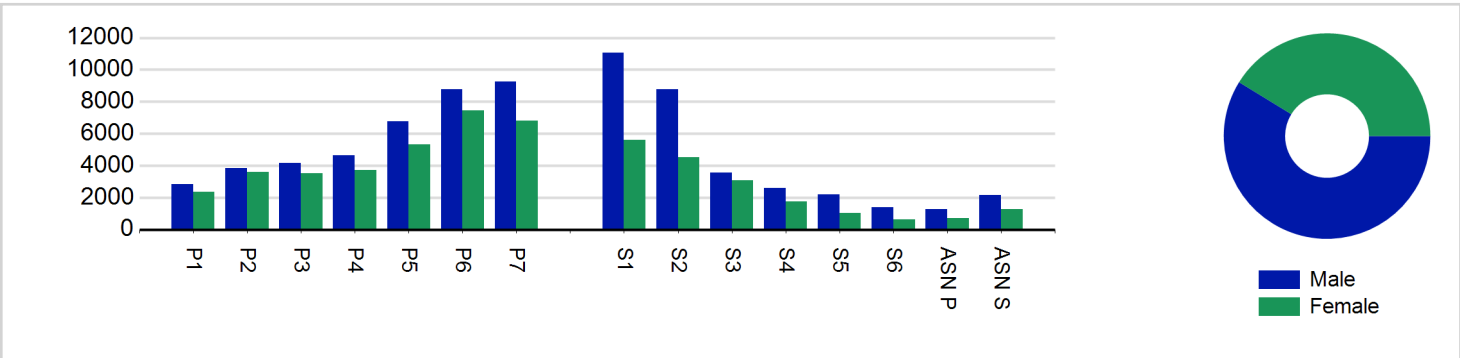
	2013 Full Year	2014 Full Year	2015 Full Year
Activity Sessions	6,039	5,945	6,797
% Purely voluntary	94%	95%	93%
Activity Session Blocks ³	772	799	834
Avg. Activity Sessions / Block ⁴	7.8	7.4	8.1
Different Activities	44	54	48
Participant Sessions¹	108,501	106,893	124,750
% Female	41%	38%	41%
Distinct Participants²	7,610	5,956	6,662
Total School Roll	16,002	15,958	15,972
% Participating	48%	37%	42%
Distinct Deliverers⁵	418	487	644
% Volunteers	88%	93%	91%
Qualified Volunteers	289	327	474
Secondary Pupils	86	108	97
Total Deliverer Sessions ⁶	10,998	11,339	12,791
Avg. Deliverers Sessions / Deliverers	26.3	23.3	19.9
School Club Links	398	334	384
Schools with at least one link	54	53	54
Clubs with at least one link	65	56	62

1. Participant Sessions are the 'visits' pupils have made to activities. These figures do not represent the distinct pupils, and should only be taken as indicative of participation.
 2. Distinct participants are pupils who have attended at least one session of Active Schools supported activity across the selected year/term (whether this was in a single or multiple school activity).
 3. Activities are recorded in ASMO as 'Activity Session Blocks' which describe a group who meet to take part in an activity.
 4. The Average Activity Sessions/Block figure shows the average length of a block (i.e. how many weeks did the average block run for?).
 5. Distinct Deliverers are deliverers who have delivered at least one session of Active Schools supported activity across the selected year/term.
 6. Deliverer Sessions are the 'visits' deliverers have made to activities. These figures do not represent the distinct deliverers, and should only be taken as indicative of delivery. Distinct deliverer information is only available at the local authority level.
 7. School Roll details are taken from the Pupil Census as at September of the Academic Year. Summaries available at <http://www.gov.scot/topics/statistics/browse/school-education/datasets>

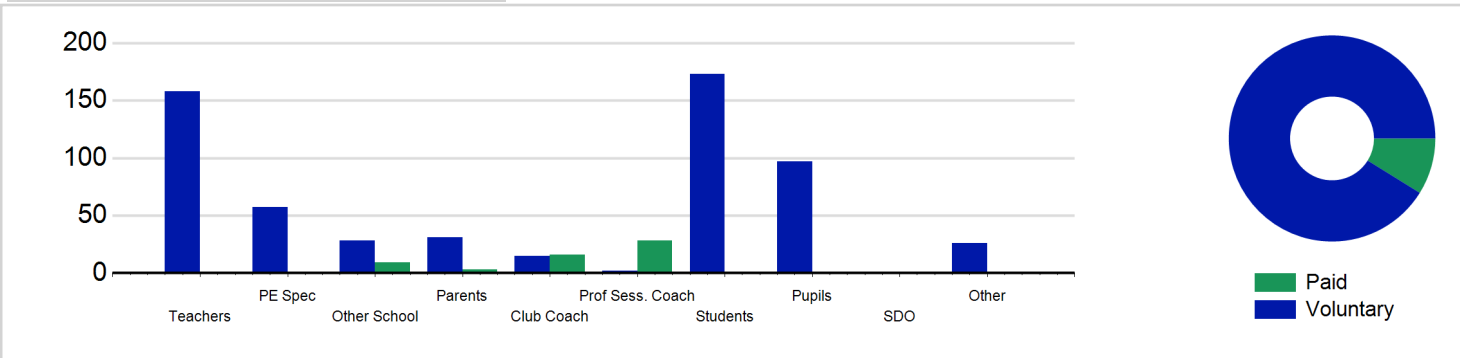
Participant Sessions¹ by School Type



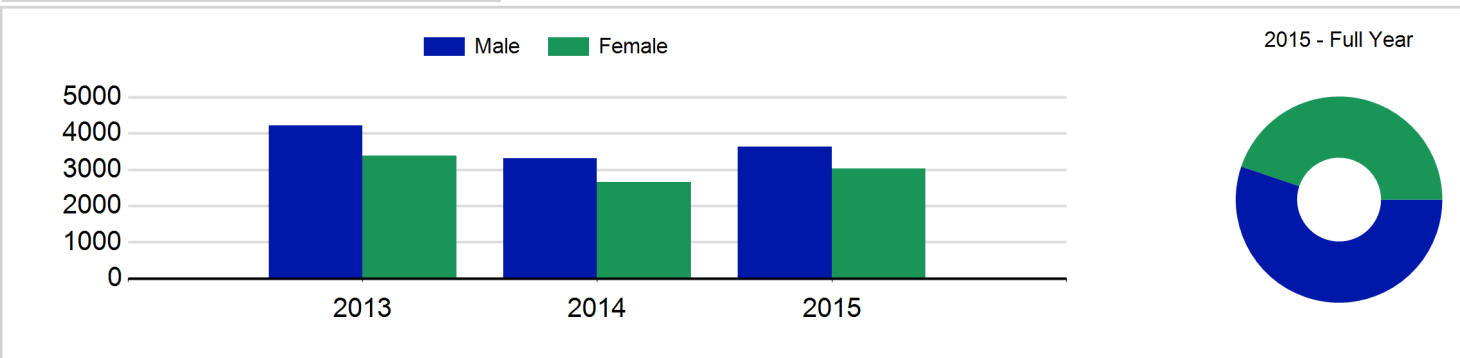
Participant Sessions¹ by Year Group and Gender



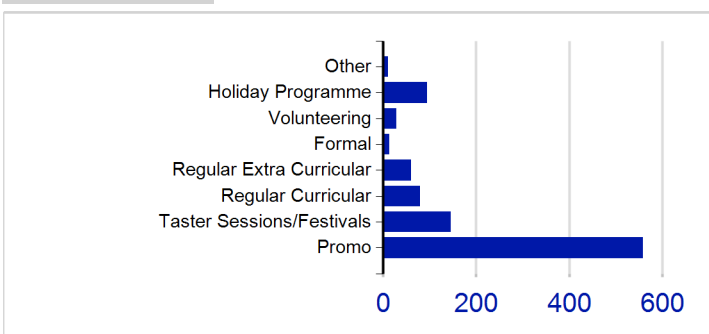
Distinct Deliverers



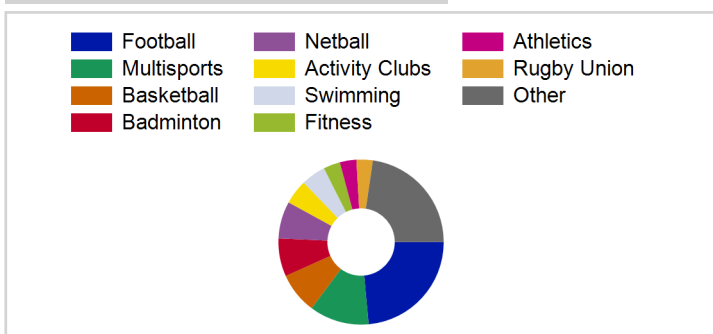
Distinct Participants² by Gender



School/Club Links



Top 10 Activities. by Participant Sessions¹



Term Report: East Ayrshire Council

Academic Year : 2015/2016, Term(s) : Full Year

Putting sport first

sportscotland
the national agency for sport

Participant Sessions¹ by Year Group and Gender

	Male	Female
P1	2,843	2,372
P2	3,854	3,615
P3	4,145	3,513
P4	4,628	3,701
P5	6,786	5,321
P6	8,781	7,469
P7	9,258	6,827
S1	11,074	5,613
S2	8,768	4,516
S3	3,540	3,082
S4	2,615	1,759
S5	2,205	1,029
S6	1,383	610
ASN P	1,275	709
ASN S	2,172	1,287
Total	73,327	51,423

Distinct Deliverers² by Type

	Paid	Voluntary
Teachers		158
PE Spec		57
Other School	9	28
Parents	3	31
Club Coach	16	15
Prof Sess. Coach	28	2
Students		173
Pupils		97
SDO		
Other	1	26
Total	57	587

Distinct Participants² by Gender

Male	3,633
Female	3,029
Total	6,662