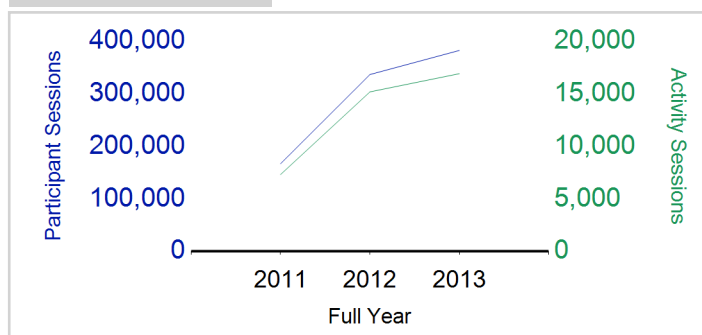


Term Report: South Lanarkshire Council

Academic Year : 2013/2014, Term(s) : Full Year

Putting Sport First

sportscotland
 the national agency for sport
Participant Sessions¹

	2011 Full Year	2012 Full Year	2013 Full Year
Activity Sessions	7,328	15,202	16,933
% Purely voluntary	72%	75%	83%
Activity Session Blocks ²	1,061	1,865	2,046
Avg Activity Sessions / Blocks ³	6.9	8.2	8.3
Different Activities	50	56	52
Participant Sessions¹	167,139	337,066	382,931
% Female	46%	45%	47%
Distinct Deliverers⁴	468	681	881
% Volunteers	81%	85%	86%
Qualified Volunteers	235	330	295
Secondary Pupils	62	101	184
Total Deliverer Sessions ⁵	13,386	23,873	28,410
Avg Deliverers Sessions / Deliverer	28.6	35.1	32.2
School Club Links	611	852	1,126
Schools with at least 1 link	140	143	145
Clubs with at least 1 link	71	97	112

1. Participant Sessions are the 'visits' pupils have made to activities. These figures do not represent the distinct pupils, and should only be taken as indicative of participation

2. Activities are recorded in ASMO as 'Activity Session Blocks' which describe a group who meet to take part in an activity.

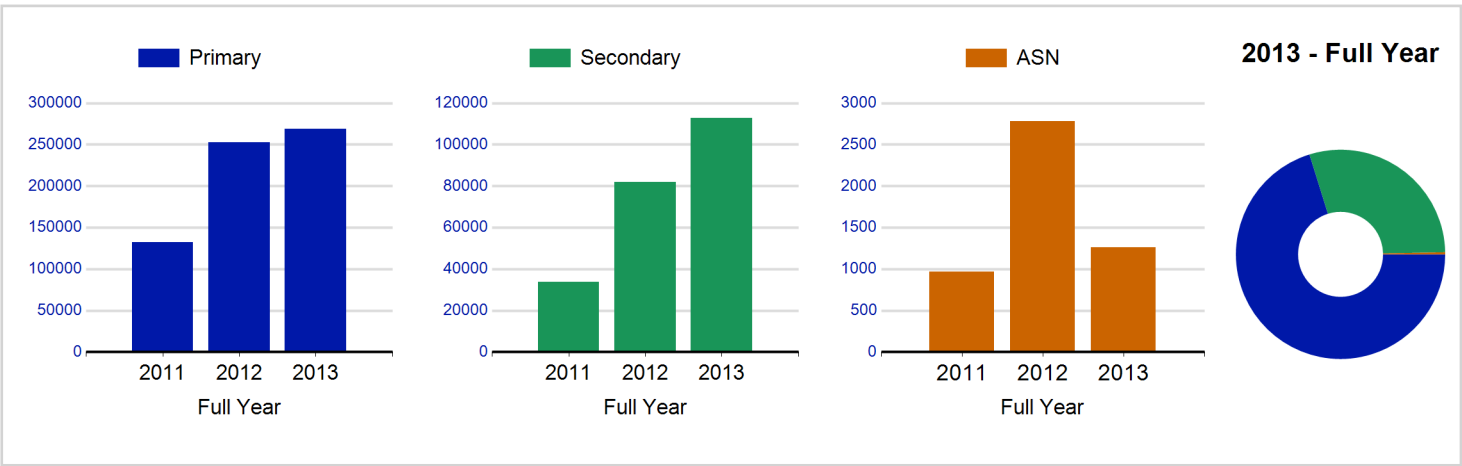
3. The Average Activity Sessions/Block figure shows the average length of a block (i.e. how many weeks did the average block run for?)

4. Distinct Deliverers are deliverers who have delivered at least one session of Active Schools supported activity across the selected year/term.

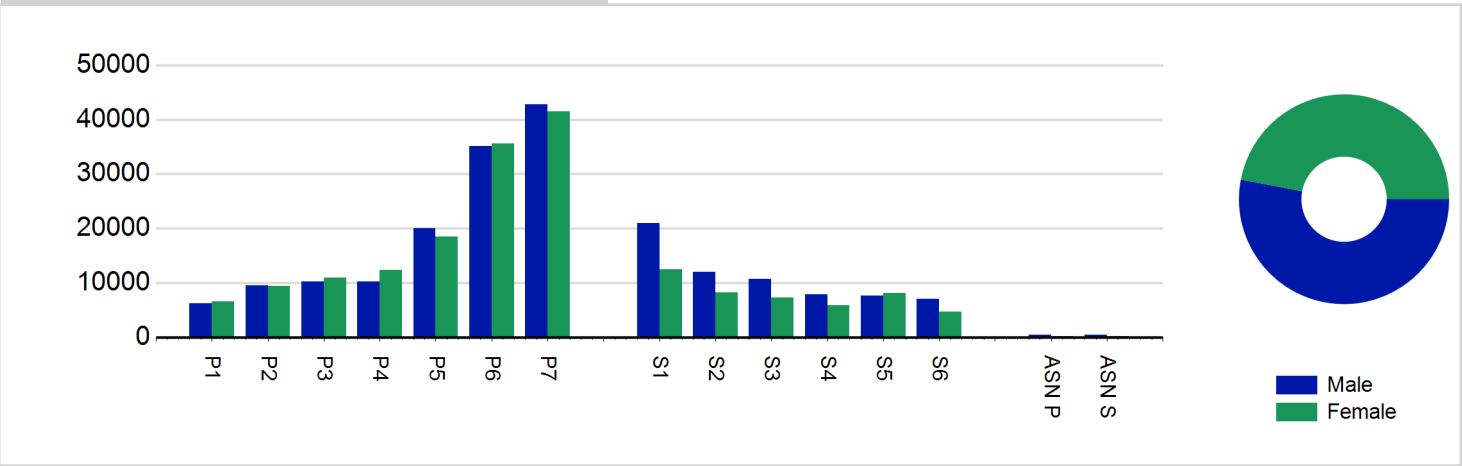
5. Deliverer Sessions are the 'visits' deliverers have made to activities. These figures do not represent the distinct deliverers, and should only be taken as indicative of delivery. Distinct deliverer information is only available at the local authority level.

6. Figures with N/A are not available for the 2008-11 phase of Active Schools. Charts which refer to information pre 2011 will show a huge increase from 0 – this is because we cannot include any 2008-2011 data at this level.

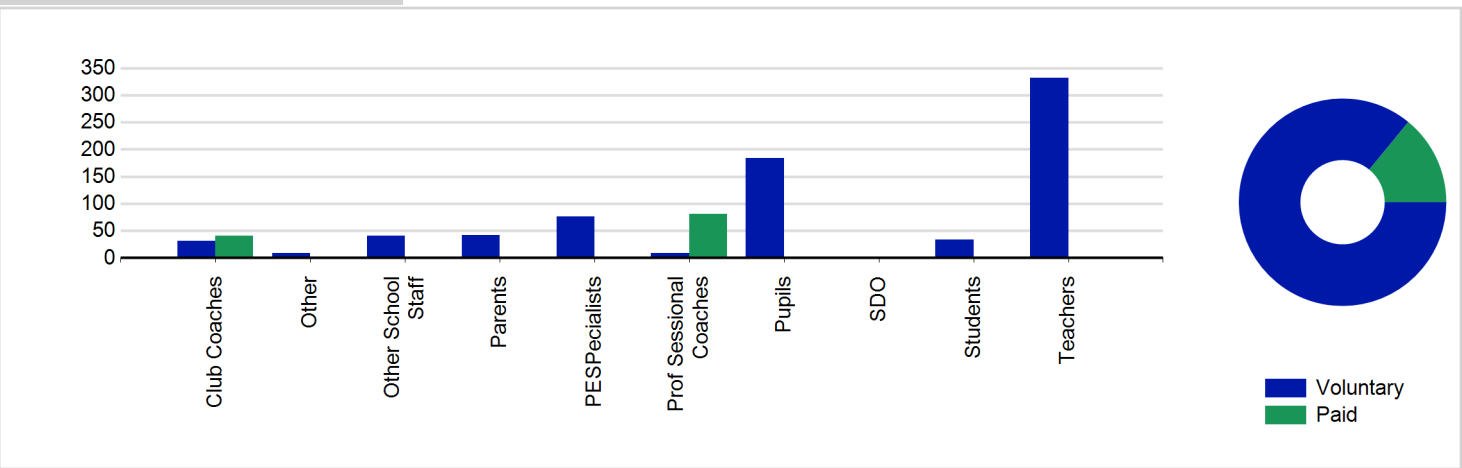
Participant Sessions¹ by School Type



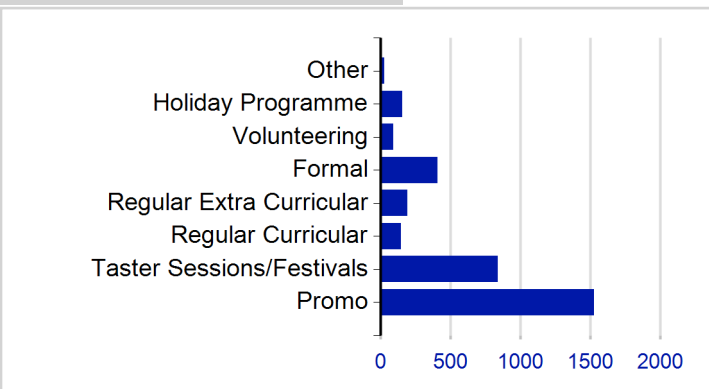
Participant Sessions¹ by Year Group and Gender



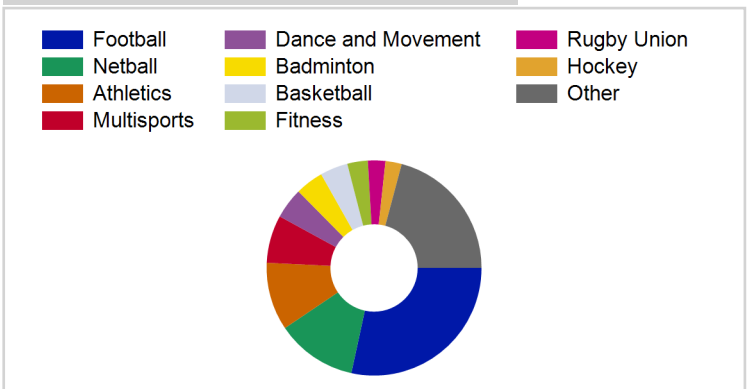
Distinct Deliverers⁴



School/Club Links



Top 10 Activities by Participant Sessions¹



Term Report: South Lanarkshire Council

Academic Year : 2013/2014, Term(s) : Full Year

Putting Sport First

sportscotland
the national agency for sport

Participant Sessions 7 by Yeargroup and Gender

	Male	Female
P1	6,269	6,585
P2	9,481	9,389
P3	10,167	10,894
P4	10,216	12,353
P5	20,009	18,442
P6	35,149	35,578
P7	42,765	41,499
S1	21,010	12,504
S2	12,052	8,163
S3	10,651	7,319
S4	7,879	5,822
S5	7,673	8,046
S6	7,030	4,724
ASN P	413	199
ASN S	434	216
Total	201,198	181,733

Distinct Deliverers 4 by Type

	Paid	Voluntary
Parents	0	42
Teachers	0	332
PESpecialists	1	76
Other School Staff	2	41
Club Coaches	40	31
Prof Sessional Coaches	81	9
Students	0	33
Pupils	0	184
SDO	0	0
Other	0	9
Total	124	757