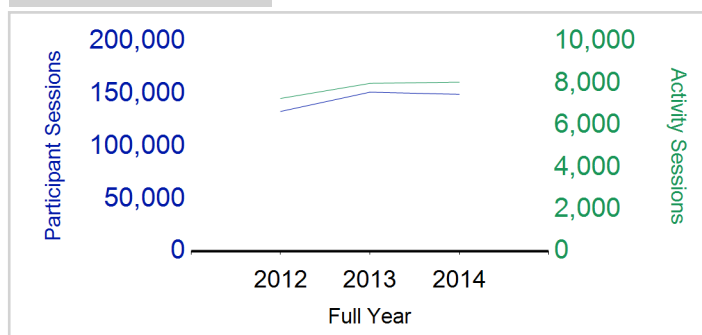


Term Report: North Ayrshire Council

Academic Year : 2014/2015, Term(s) : Full Year

Putting Sport First

sportscotland
 the national agency for sport
Participant Sessions¹

	2012 Full Year	2013 Full Year	2014 Full Year
Activity Sessions	7,287	8,004	8,067
% Purely voluntary	80%	80%	77%
Activity Session Blocks ²	900	919	955
Avg Activity Sessions / Blocks ³	8.1	8.7	8.4
Different Activities	48	43	48
Participant Sessions¹	133,360	151,716	149,661
% Female	44%	44%	43%
Distinct Deliverers⁴	634	619	602
% Volunteers	90%	87%	86%
Qualified Volunteers	273	312	280
Secondary Pupils	144	161	149
Total Deliverer Sessions ⁵	14,848	17,252	15,456
Avg Deliverers Sessions / Deliverer	23.4	27.9	25.7
School Club Links	389	490	662
Schools with at least 1 link	66	65	63
Clubs with at least 1 link	58	78	97

1. Participant Sessions are the 'visits' pupils have made to activities. These figures do not represent the distinct pupils, and should only be taken as indicative of participation

2. Activities are recorded in ASMO as 'Activity Session Blocks' which describe a group who meet to take part in an activity.

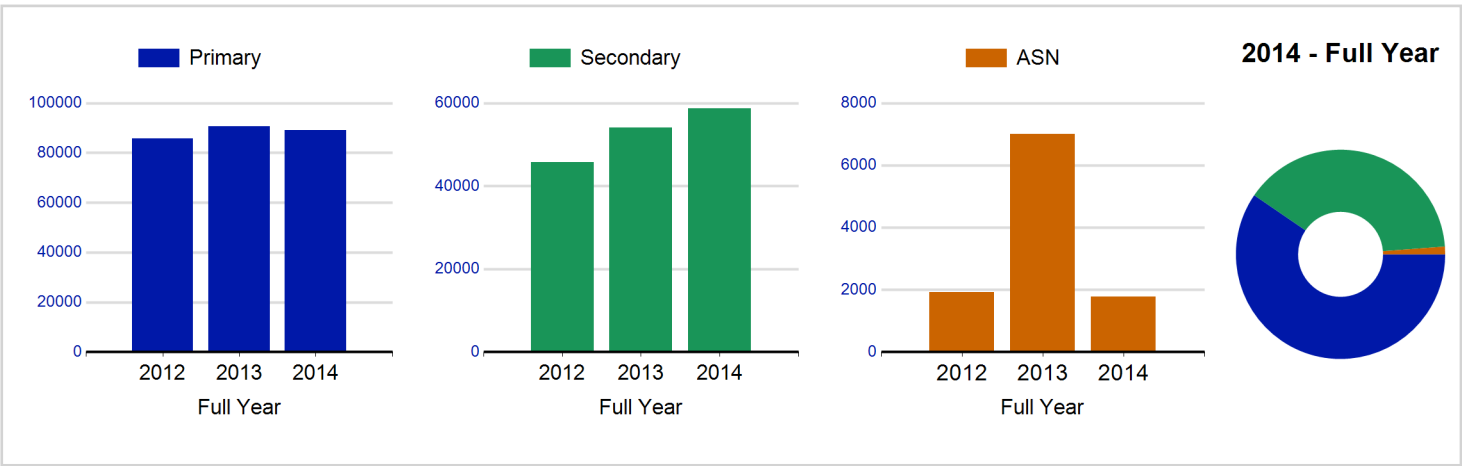
3. The Average Activity Sessions/Block figure shows the average length of a block (i.e. how many weeks did the average block run for?)

4. Distinct Deliverers are deliverers who have delivered at least one session of Active Schools supported activity across the selected year/term.

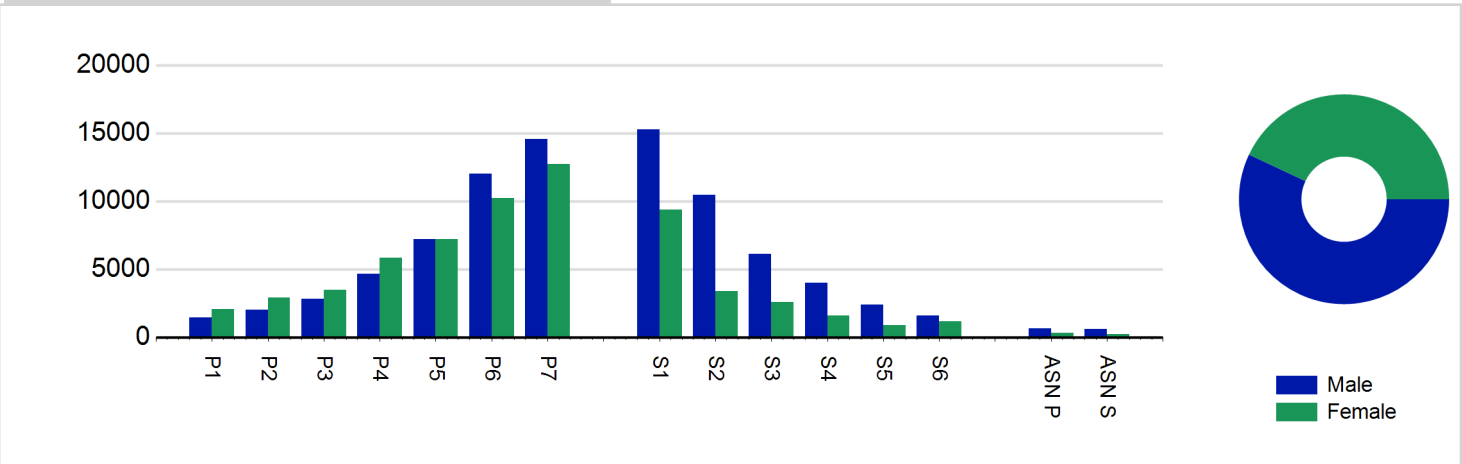
5. Deliverer Sessions are the 'visits' deliverers have made to activities. These figures do not represent the distinct deliverers, and should only be taken as indicative of delivery. Distinct deliverer information is only available at the local authority level.

6. Figures with N/A are not available for the 2008-11 phase of Active Schools. Charts which refer to information pre 2011 will show a huge increase from 0 – this is because we cannot include any 2008-2011 data at this level.

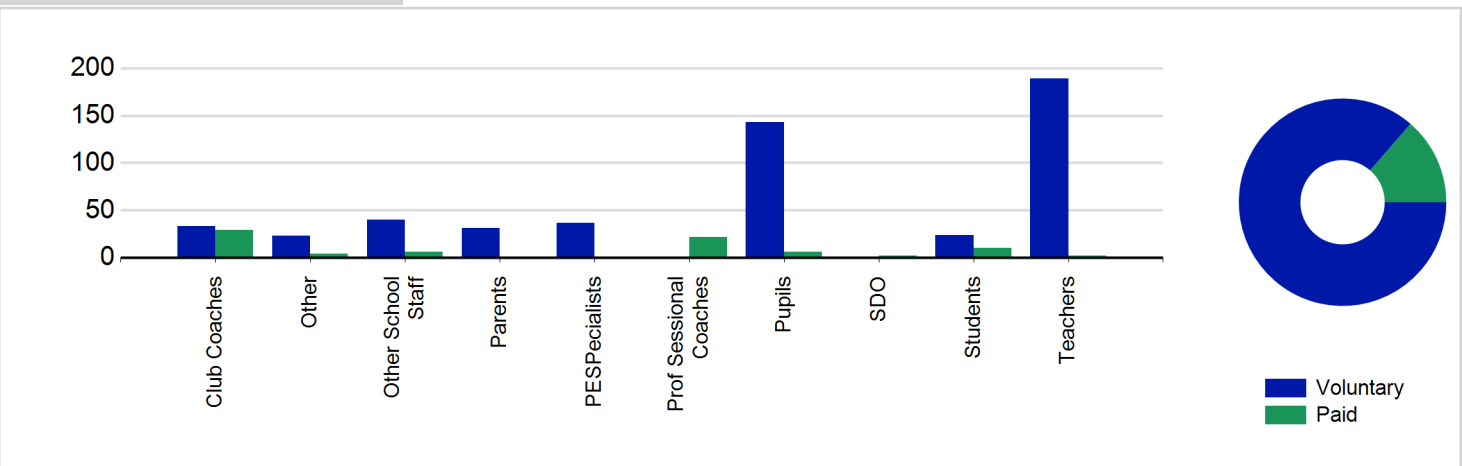
Participant Sessions¹ by School Type



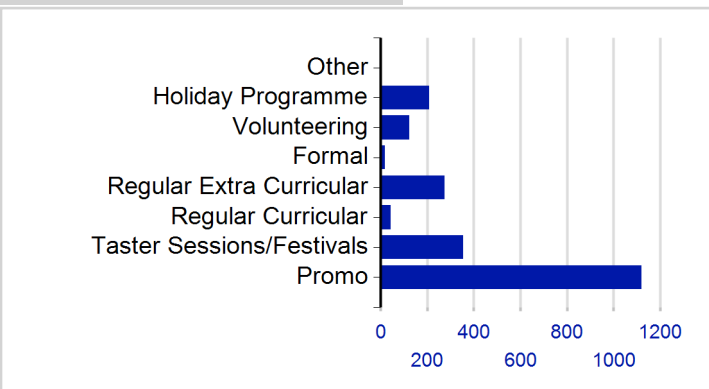
Participant Sessions¹ by Year Group and Gender



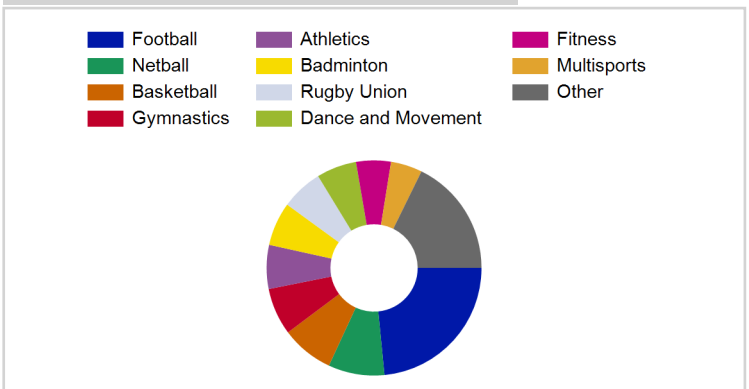
Distinct Deliverers⁴



School/Club Links



Top 10 Activities by Participant Sessions¹



Term Report: North Ayrshire Council

Academic Year : 2014/2015, Term(s) : Full Year

Putting Sport First

sportscotland
the national agency for sport

Participant Sessions 7 by Yeargroup and Gender

	Male	Female
P1	1,428	2,074
P2	1,994	2,909
P3	2,822	3,496
P4	4,662	5,815
P5	7,185	7,213
P6	12,010	10,217
P7	14,556	12,744
S1	15,258	9,353
S2	10,454	3,390
S3	6,122	2,572
S4	3,986	1,606
S5	2,381	878
S6	1,582	1,179
ASN P	647	300
ASN S	618	210
Total	85,705	63,956

Distinct Deliverers 4 by Type

	Paid	Voluntary
Parents	0	31
Teachers	2	189
PESpecialists	1	37
Other School Staff	6	40
Club Coaches	29	33
Prof Sessional Coaches	22	0
Students	10	24
Pupils	6	143
SDO	2	0
Other	4	23
Total	82	520