

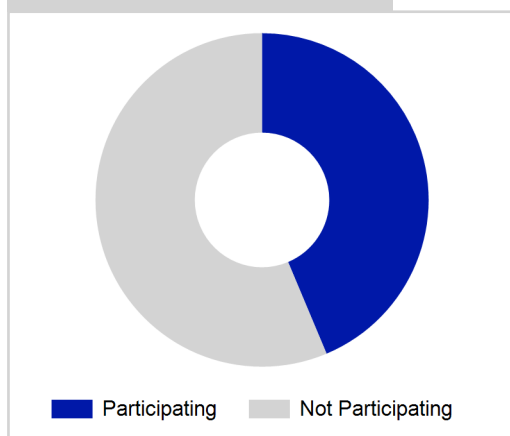
# Term Report: Perth & Kinross Council

Academic Year : 2016/2017, Term(s) : Full Year

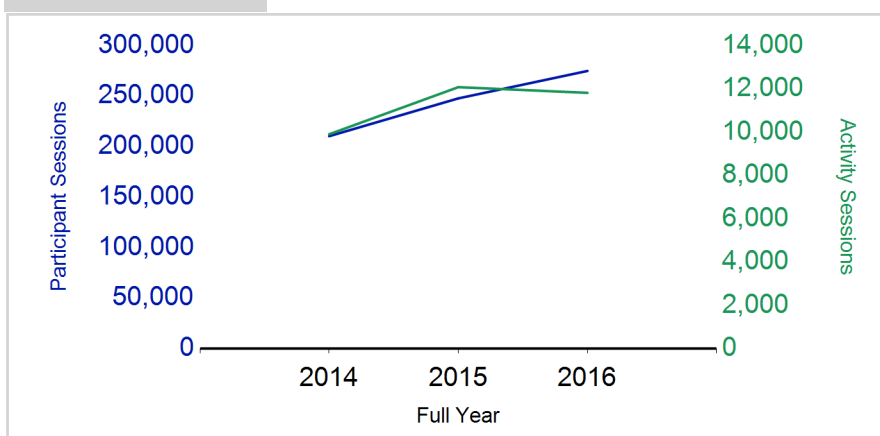
Putting sport first

**sportscotland**  
 the national agency for sport

## % School Roll Participating



## Participant Sessions<sup>1</sup>



	2014 Full Year	2015 Full Year	2016 Full Year
<b>Activity Sessions</b>	<b>9,902</b>	<b>12,078</b>	<b>11,814</b>
% Purely voluntary	93%	92%	94%
Activity Session Blocks <sup>3</sup>	1078	1278	1238
Avg. Activity Sessions / Block <sup>4</sup>	9.2	9.5	9.5
Different Activities	52	59	53
<b>Participant Sessions<sup>1</sup></b>	<b>210,260</b>	<b>247,694</b>	<b>274,854</b>
% Female	46%	47%	47%
<b>Distinct Participants<sup>2</sup></b>	<b>7,156</b>	<b>7,888</b>	<b>8,464</b>
Total School Roll	17,750	17,821	17,821
% Participating	40%	44%	47%
<b>Distinct Deliverers<sup>5</sup></b>	<b>875</b>	<b>906</b>	<b>947</b>
% Volunteers	95%	94%	96%
Qualified Volunteers	457	454	496
Secondary Pupils	282	252	284
Total Deliverer Sessions <sup>6</sup>	20,699	25,535	25,327
Avg. Deliverers Sessions / Deliverers	23.7	28.2	26.7
<b>School Club Links</b>	<b>830</b>	<b>765</b>	<b>690</b>
Schools with at least one link	82	84	82
Clubs with at least one link	117	115	122

1. Participant Sessions are the 'visits' pupils have made to activities. These figures do not represent the distinct pupils, and should only be taken as indicative of participation.

2. Distinct participants are pupils who have attended at least one session of Active Schools supported activity across the selected year/term (whether this was in a single or multiple school activity).

3. Activities are recorded in ASMO as 'Activity Session Blocks' which describe a group who meet to take part in an activity.

4. The Average Activity Sessions/Block figure shows the average length of a block (i.e. how many weeks did the average block run for?)

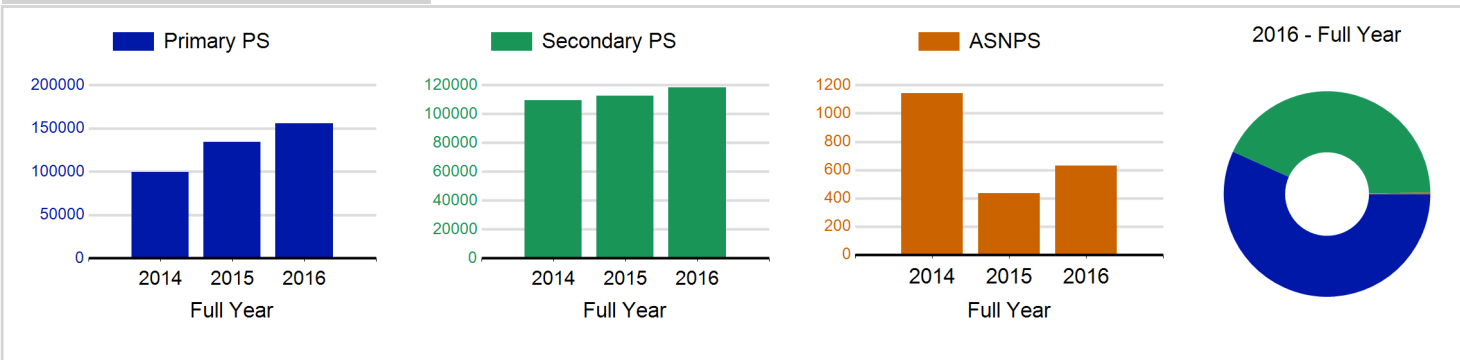
5. Distinct Deliverers are deliverers who have delivered at least one session of Active Schools supported activity across the selected year/term.

6. Deliverer Sessions are the 'visits' deliverers have made to activities. These figures do not represent the distinct deliverers, and should only be taken as indicative of delivery. Distinct deliverer information is only available at the local authority level.

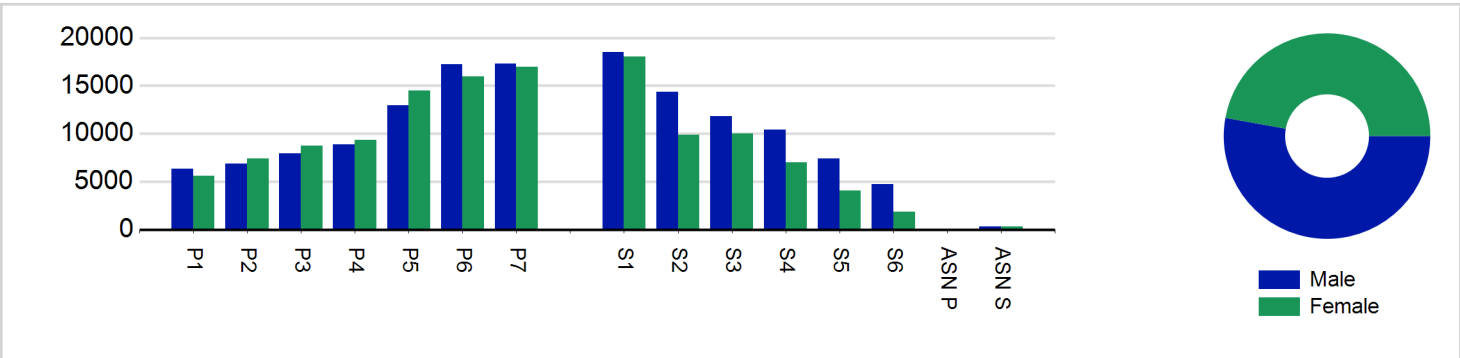
7. School Roll details are taken from the Pupil Census as at September of the Academic Year. Summaries available at <http://www.gov.scot/topics/statistics/browse/school-education/datasets>

8. Distinct Participant data collection 2011 onwards

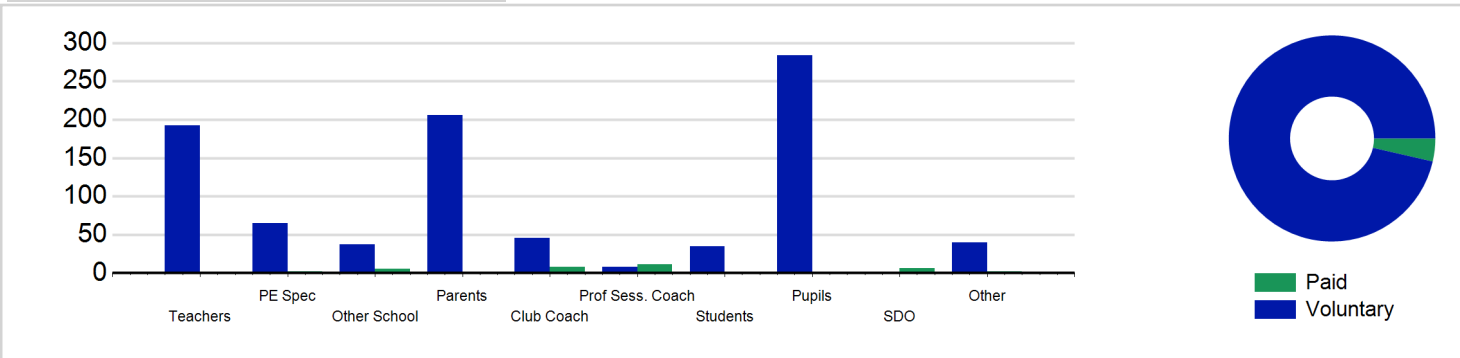
Participant Sessions<sup>1</sup> by School Type



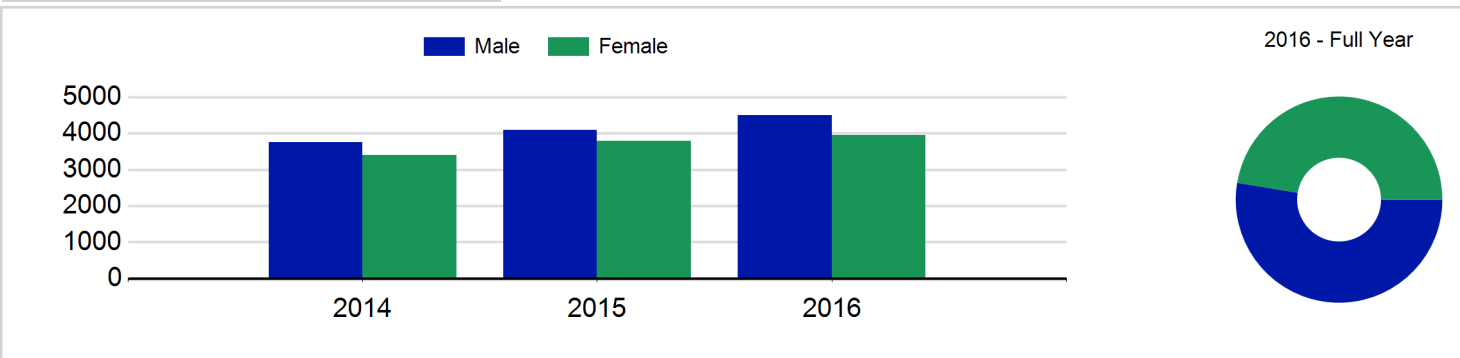
Participant Sessions<sup>1</sup> by Year Group and Gender



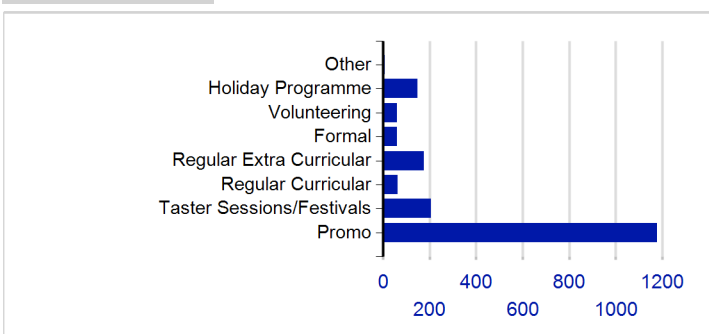
Distinct Deliverers



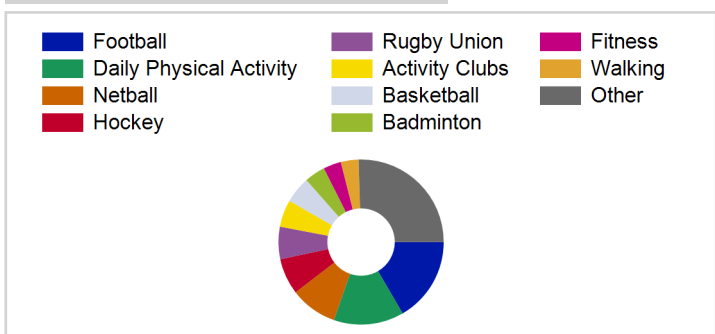
Distinct Participants<sup>2</sup> by Gender



School/Club Links



Top 10 Activities. by Participant Sessions<sup>1</sup>



# Term Report: Perth & Kinross Council

Academic Year : 2016/2017, Term(s) : Full Year

Putting sport first

**sportscotland**  
the national agency for sport

## Participant Sessions<sup>1</sup> by Year Group and Gender

	Male	Female
<b>P1</b>	6,363	5,588
<b>P2</b>	6,856	7,397
<b>P3</b>	7,938	8,753
<b>P4</b>	8,883	9,338
<b>P5</b>	12,984	14,494
<b>P6</b>	17,246	15,952
<b>P7</b>	17,288	16,942
<b>S1</b>	18,504	18,066
<b>S2</b>	14,392	9,853
<b>S3</b>	11,850	9,990
<b>S4</b>	10,440	6,995
<b>S5</b>	7,417	4,089
<b>S6</b>	4,724	1,880
<b>ASN P</b>		
<b>ASN S</b>	336	296
<b>Total</b>	<b>145,221</b>	<b>129,633</b>

## Distinct Deliverers<sup>5</sup> by Type

	Paid	Voluntary
<b>Teachers</b>		192
<b>PE Spec</b>	2	65
<b>Other School</b>	5	37
<b>Parents</b>		206
<b>Club Coach</b>	8	46
<b>Prof Sess. Coach</b>	11	8
<b>Students</b>		35
<b>Pupils</b>		284
<b>SDO</b>	6	
<b>Other</b>	2	40
<b>Total</b>	<b>34</b>	<b>913</b>

## Distinct Participants<sup>2</sup> by Gender

<b>Male</b>	4,511
<b>Female</b>	3,953
<b>Total</b>	<b>8,464</b>