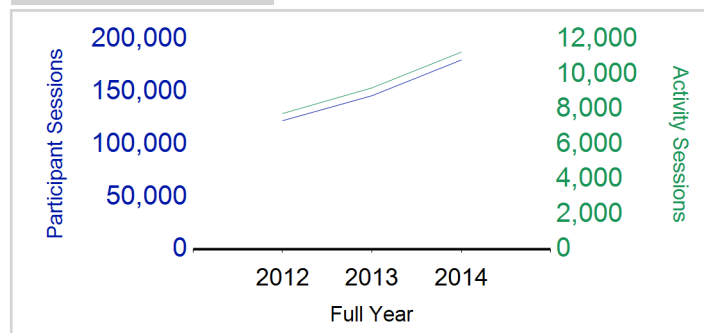


Term Report: Aberdeen City Council

Academic Year : 2014/2015, Term(s) : Full Year

Putting Sport First

sportscotland
 the national agency for sport
Participant Sessions¹

	2012 Full Year	2013 Full Year	2014 Full Year
Activity Sessions	7,769	9,236	11,279
% Purely voluntary	54%	56%	57%
Activity Session Blocks ²	822	948	1,137
Avg Activity Sessions / Blocks ³	9.5	9.7	9.9
Different Activities	46	44	44
Participant Sessions¹	122,624	146,421	180,497
% Female	44%	45%	48%
Distinct Deliverers⁴	526	529	640
% Volunteers	89%	88%	84%
Qualified Volunteers	226	184	221
Secondary Pupils	95	127	179
Total Deliverer Sessions ⁵	18,325	19,379	22,636
Avg Deliverers Sessions / Deliverer	34.8	36.6	35.4
School Club Links	281	329	419
Schools with at least 1 link	63	65	66
Clubs with at least 1 link	52	49	60

1. Participant Sessions are the 'visits' pupils have made to activities. These figures do not represent the distinct pupils, and should only be taken as indicative of participation

2. Activities are recorded in ASMO as 'Activity Session Blocks' which describe a group who meet to take part in an activity.

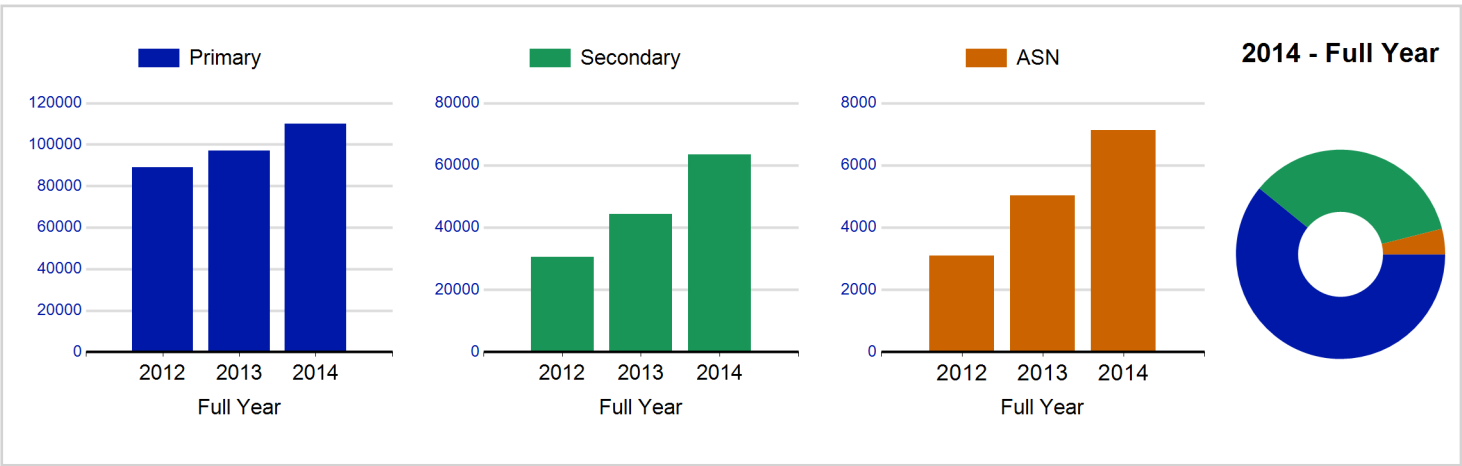
3. The Average Activity Sessions/Block figure shows the average length of a block (i.e. how many weeks did the average block run for?)

4. Distinct Deliverers are deliverers who have delivered at least one session of Active Schools supported activity across the selected year/term.

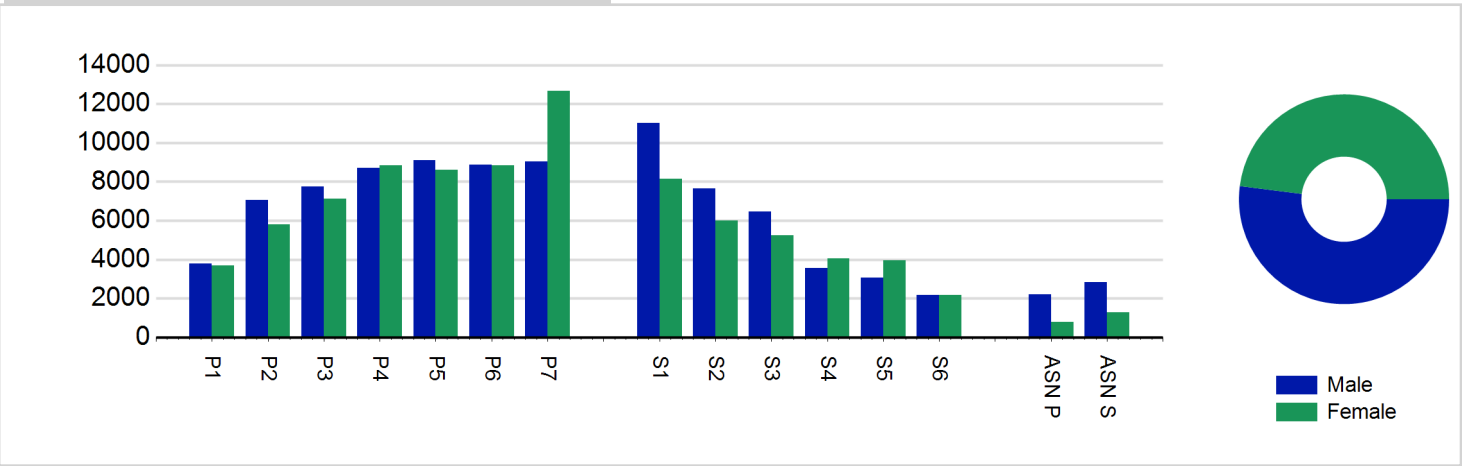
5. Deliverer Sessions are the 'visits' deliverers have made to activities. These figures do not represent the distinct deliverers, and should only be taken as indicative of delivery. Distinct deliverer information is only available at the local authority level.

6. Figures with N/A are not available for the 2008-11 phase of Active Schools. Charts which refer to information pre 2011 will show a huge increase from 0 – this is because we cannot include any 2008-2011 data at this level.

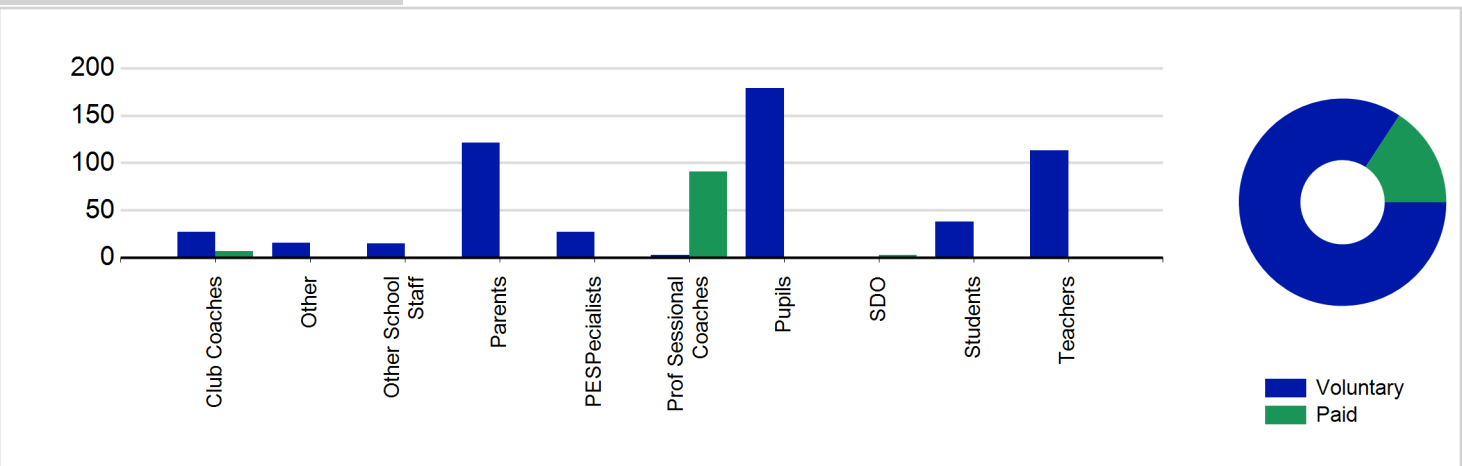
Participant Sessions¹ by School Type



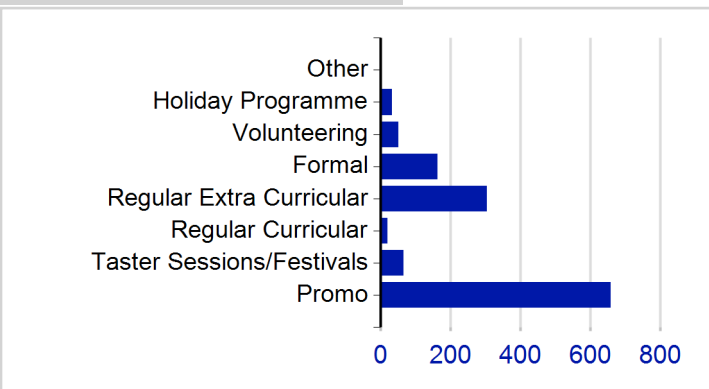
Participant Sessions¹ by Year Group and Gender



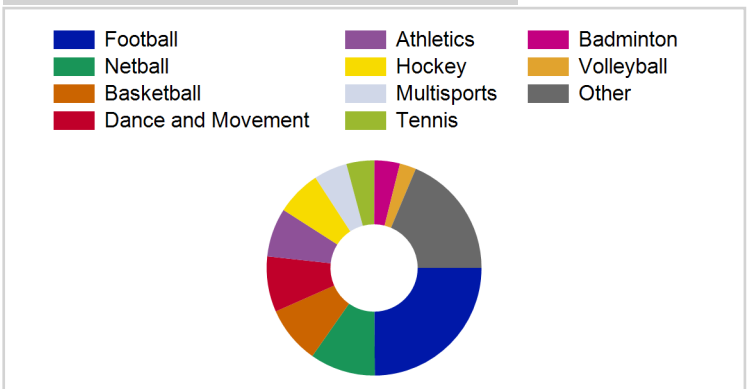
Distinct Deliverers⁴



School/Club Links



Top 10 Activities by Participant Sessions¹



Term Report: Aberdeen City Council

Academic Year : 2014/2015, Term(s) : Full Year

Putting Sport First

sportscotland
the national agency for sport

Participant Sessions 7 by Yeargroup and Gender

	Male	Female
P1	3,790	3,681
P2	7,068	5,789
P3	7,735	7,115
P4	8,694	8,849
P5	9,118	8,599
P6	8,870	8,848
P7	9,051	12,657
S1	11,033	8,162
S2	7,637	6,005
S3	6,479	5,245
S4	3,563	4,053
S5	3,048	3,947
S6	2,177	2,164
ASN P	2,190	792
ASN S	2,844	1,294
Total	93,297	87,200

Distinct Deliverers 4 by Type

	Paid	Voluntary
Parents	0	121
Teachers	0	113
PESpecialists	0	27
Other School Staff	0	15
Club Coaches	7	27
Prof Sessional Coaches	91	3
Students	0	38
Pupils	0	179
SDO	3	0
Other	0	16
Total	101	539