

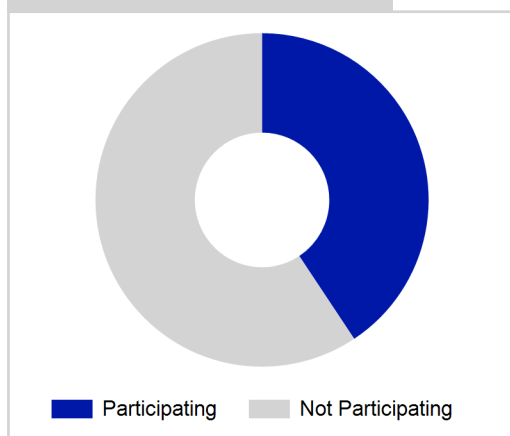
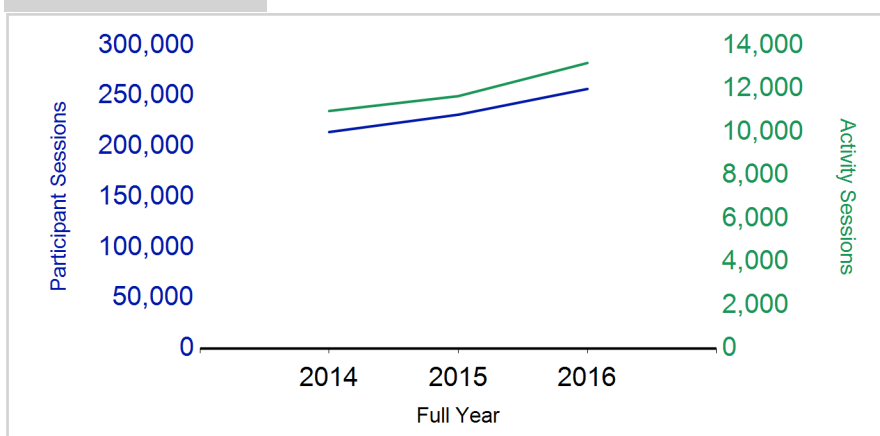
# Term Report: Dumfries & Galloway Council

Academic Year : 2016/2017, Term(s) : Full Year

Putting sport first

**sportscotland**  
 the national agency for sport

% School Roll Participating

Participant Sessions<sup>1</sup>

	2014 Full Year	2015 Full Year	2016 Full Year
<b>Activity Sessions</b>	<b>10,976</b>	<b>11,663</b>	<b>13,194</b>
% Purely voluntary	51%	47%	49%
Activity Session Blocks <sup>3</sup>	1359	1438	1655
Avg. Activity Sessions / Block <sup>4</sup>	8.1	8.1	8.0
Different Activities	44	44	48
<b>Participant Sessions<sup>1</sup></b>	<b>214,360</b>	<b>231,567</b>	<b>257,032</b>
% Female	46%	48%	48%
<b>Distinct Participants<sup>2</sup></b>	<b>7,249</b>	<b>7,878</b>	<b>7,933</b>
Total School Roll	18,847	18,778	18,778
% Participating	38%	42%	42%
<b>Distinct Deliverers<sup>5</sup></b>	<b>478</b>	<b>570</b>	<b>599</b>
% Volunteers	86%	84%	84%
Qualified Volunteers	275	273	242
Secondary Pupils	48	115	111
Total Deliverer Sessions <sup>6</sup>	20,932	21,826	26,149
Avg. Deliverers Sessions / Deliverers	43.8	38.3	43.7
<b>School Club Links</b>	<b>1,969</b>	<b>2,414</b>	<b>2,364</b>
Schools with at least one link	119	120	117
Clubs with at least one link	125	140	134

1. Participant Sessions are the 'visits' pupils have made to activities. These figures do not represent the distinct pupils, and should only be taken as indicative of participation.

2. Distinct participants are pupils who have attended at least one session of Active Schools supported activity across the selected year/term (whether this was in a single or multiple school activity).

3. Activities are recorded in ASMO as 'Activity Session Blocks' which describe a group who meet to take part in an activity.

4. The Average Activity Sessions/Block figure shows the average length of a block (i.e. how many weeks did the average block run for?)

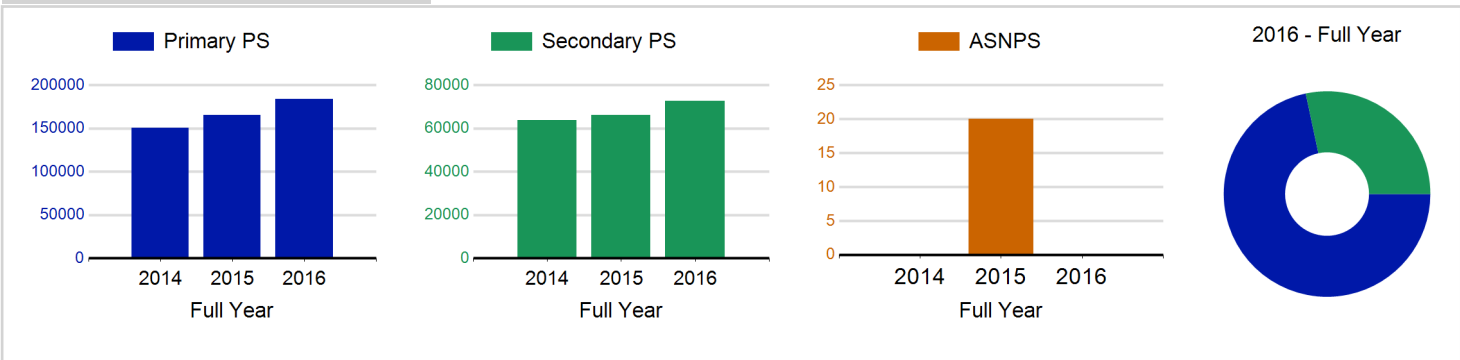
5. Distinct Deliverers are deliverers who have delivered at least one session of Active Schools supported activity across the selected year/term.

6. Deliverer Sessions are the 'visits' deliverers have made to activities. These figures do not represent the distinct deliverers, and should only be taken as indicative of delivery. Distinct deliverer information is only available at the local authority level.

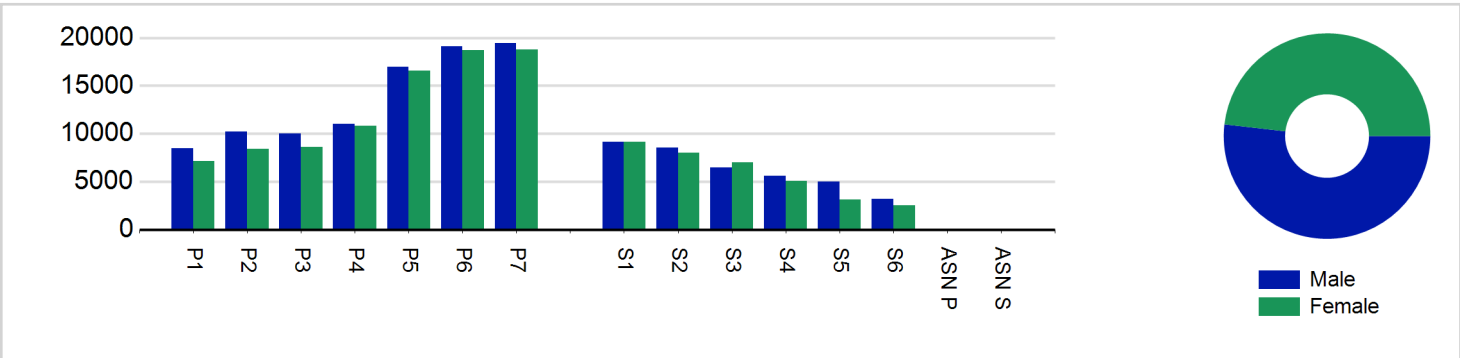
7. School Roll details are taken from the Pupil Census as at September of the Academic Year. Summaries available at <http://www.gov.scot/topics/statistics/browse/school-education/datasets>

8. Distinct Participant data collection 2011 onwards

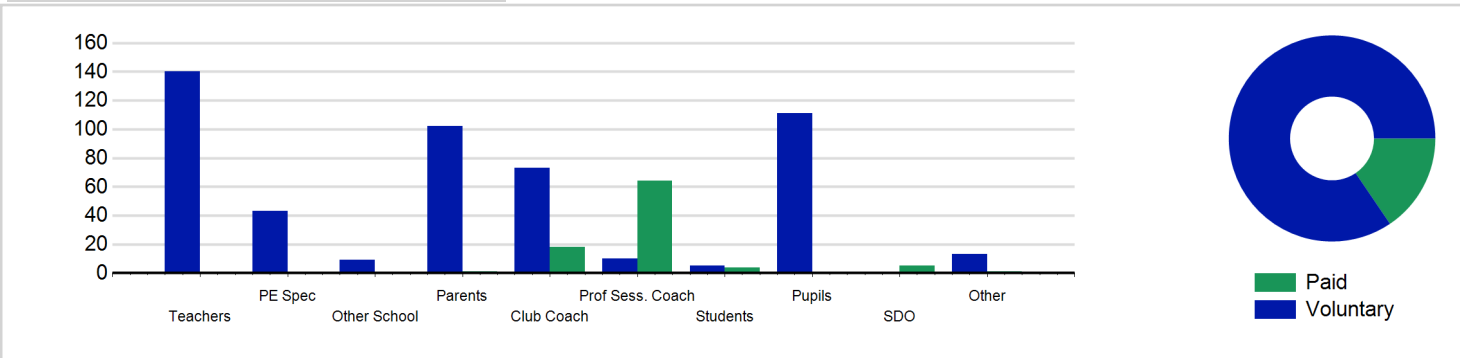
Participant Sessions<sup>1</sup> by School Type



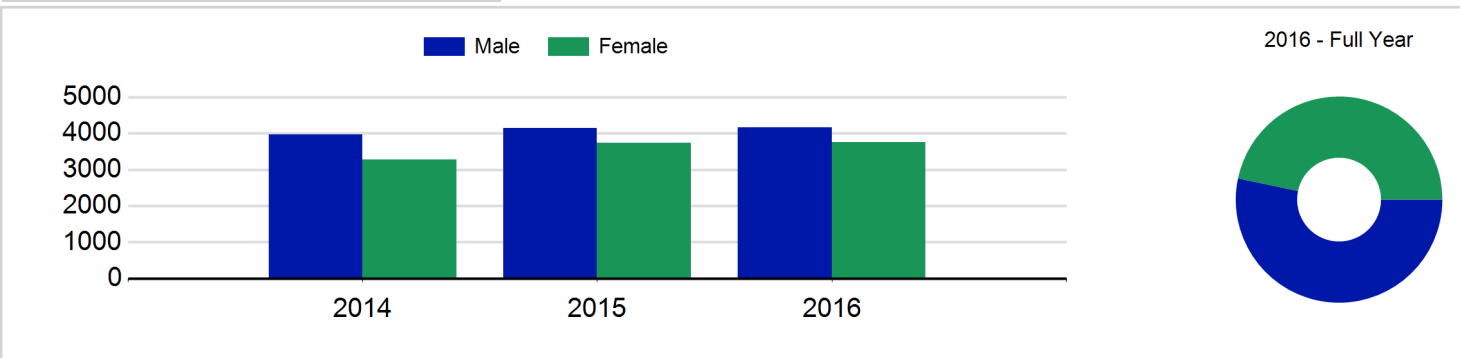
Participant Sessions<sup>1</sup> by Year Group and Gender



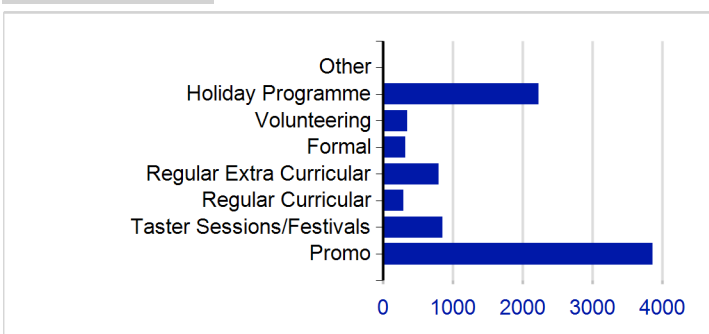
Distinct Deliverers



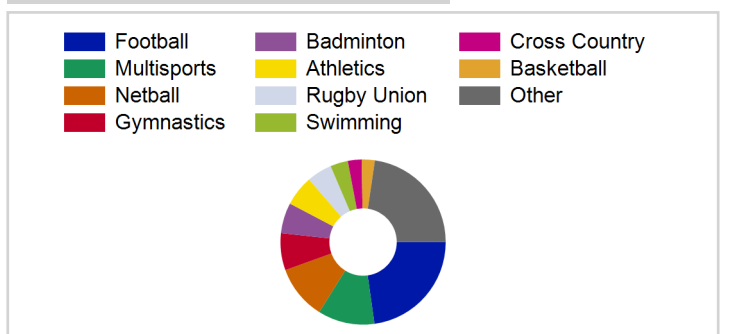
Distinct Participants<sup>2</sup> by Gender



School/Club Links



Top 10 Activities. by Participant Sessions<sup>1</sup>



# Term Report: Dumfries & Galloway Council

Academic Year : 2016/2017, Term(s) : Full Year

Putting sport first

**sportscotland**  
the national agency for sport

Participant Sessions<sup>1</sup> by Year Group and Gender

	Male	Female
<b>P1</b>	8,447	7,162
<b>P2</b>	10,244	8,378
<b>P3</b>	10,029	8,590
<b>P4</b>	11,024	10,801
<b>P5</b>	16,959	16,576
<b>P6</b>	19,130	18,719
<b>P7</b>	19,422	18,772
<b>S1</b>	9,146	9,123
<b>S2</b>	8,515	7,975
<b>S3</b>	6,436	6,976
<b>S4</b>	5,610	5,072
<b>S5</b>	5,020	3,150
<b>S6</b>	3,203	2,553
<b>ASN P</b>		
<b>ASN S</b>		
<b>Total</b>	<b>133,185</b>	<b>123,847</b>

Distinct Deliverers<sup>5</sup> by Type

	Paid	Voluntary
<b>Teachers</b>		140
<b>PE Spec</b>		43
<b>Other School</b>		9
<b>Parents</b>	1	102
<b>Club Coach</b>	18	73
<b>Prof Sess. Coach</b>	64	10
<b>Students</b>	4	5
<b>Pupils</b>		111
<b>SDO</b>	5	
<b>Other</b>	1	13
<b>Total</b>	<b>93</b>	<b>506</b>

Distinct Participants<sup>2</sup> by Gender

<b>Male</b>	4,168
<b>Female</b>	3,765
<b>Total</b>	<b>7,933</b>