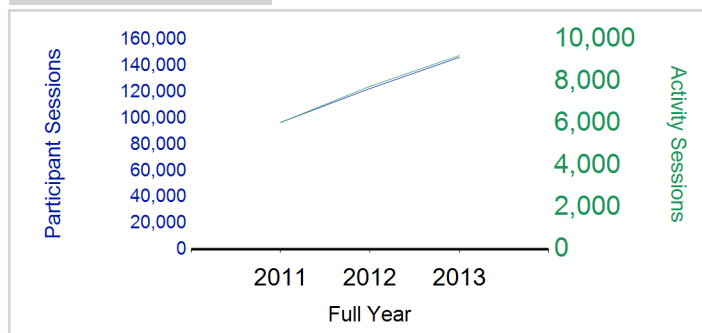


Term Report: Aberdeen City Council

Academic Year : 2013/2014, Term(s) : Full Year

Putting Sport First

sportscotland
 the national agency for sport
Participant Sessions¹

	2011 Full Year	2012 Full Year	2013 Full Year
Activity Sessions	6,045	7,769	9,236
% Purely voluntary	54%	54%	56%
Activity Session Blocks ²	639	822	948
Avg Activity Sessions / Blocks ³	9.5	9.5	9.7
Different Activities	45	46	44
Participant Sessions¹	96,834	122,624	146,421
% Female	44%	44%	45%
Distinct Deliverers⁴	364	526	529
% Volunteers	82%	89%	88%
Qualified Volunteers	133	226	184
Secondary Pupils	55	95	127
Total Deliverer Sessions ⁵	14,204	18,325	19,379
Avg Deliverers Sessions / Deliverer	39.0	34.8	36.6
School Club Links	118	281	329
Schools with at least 1 link	51	63	65
Clubs with at least 1 link	37	52	49

1. Participant Sessions are the 'visits' pupils have made to activities. These figures do not represent the distinct pupils, and should only be taken as indicative of participation

2. Activities are recorded in ASMO as 'Activity Session Blocks' which describe a group who meet to take part in an activity.

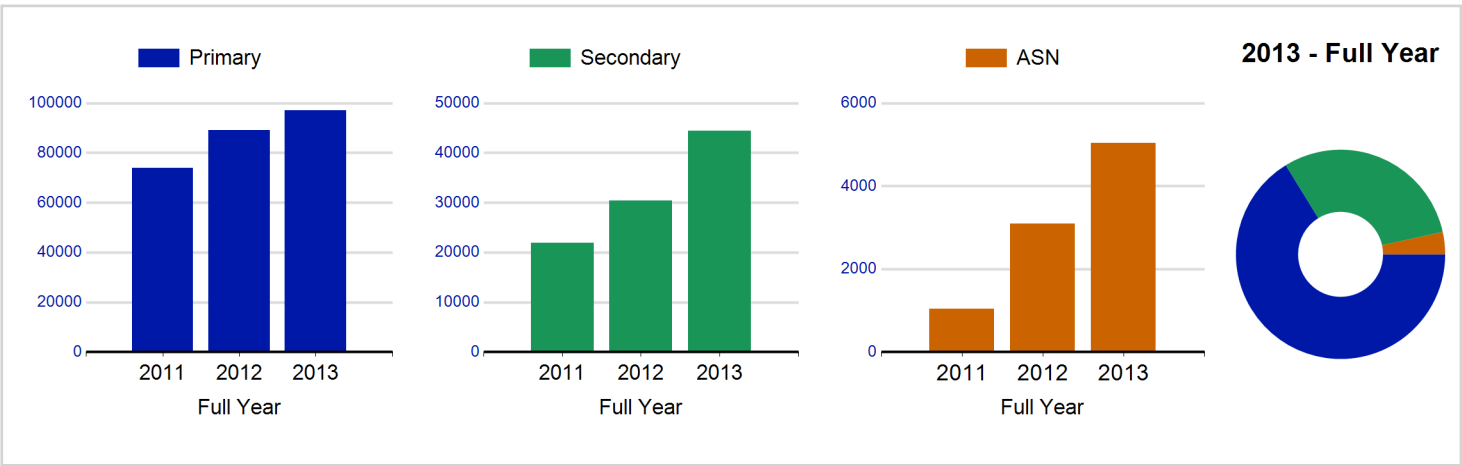
3. The Average Activity Sessions/Block figure shows the average length of a block (i.e. how many weeks did the average block run for?)

4. Distinct Deliverers are deliverers who have delivered at least one session of Active Schools supported activity across the selected year/term.

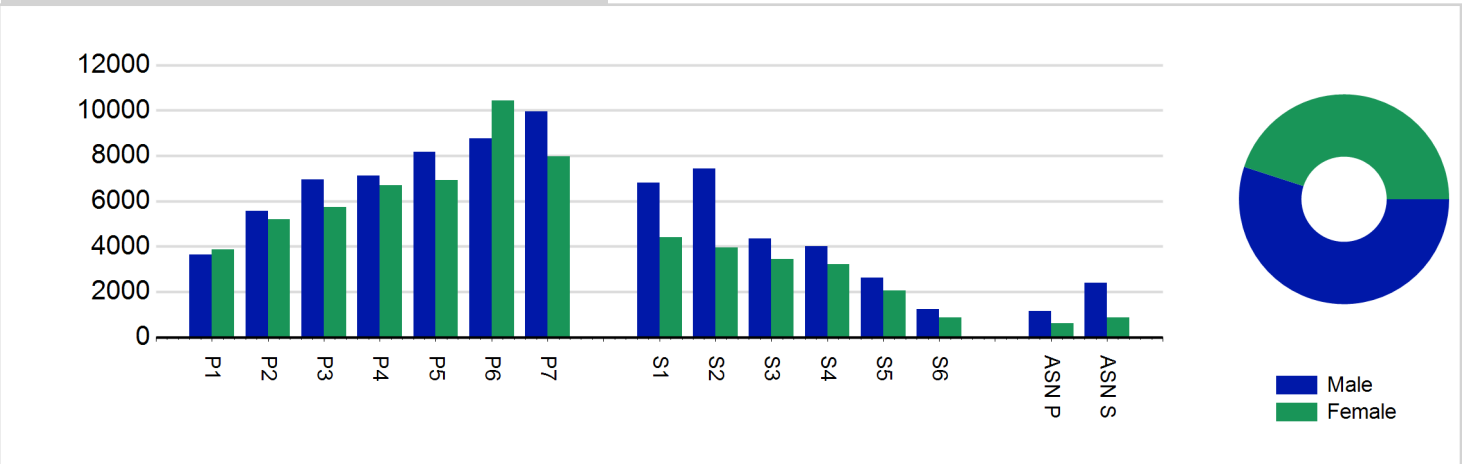
5. Deliverer Sessions are the 'visits' deliverers have made to activities. These figures do not represent the distinct deliverers, and should only be taken as indicative of delivery. Distinct deliverer information is only available at the local authority level.

6. Figures with N/A are not available for the 2008-11 phase of Active Schools. Charts which refer to information pre 2011 will show a huge increase from 0 – this is because we cannot include any 2008-2011 data at this level.

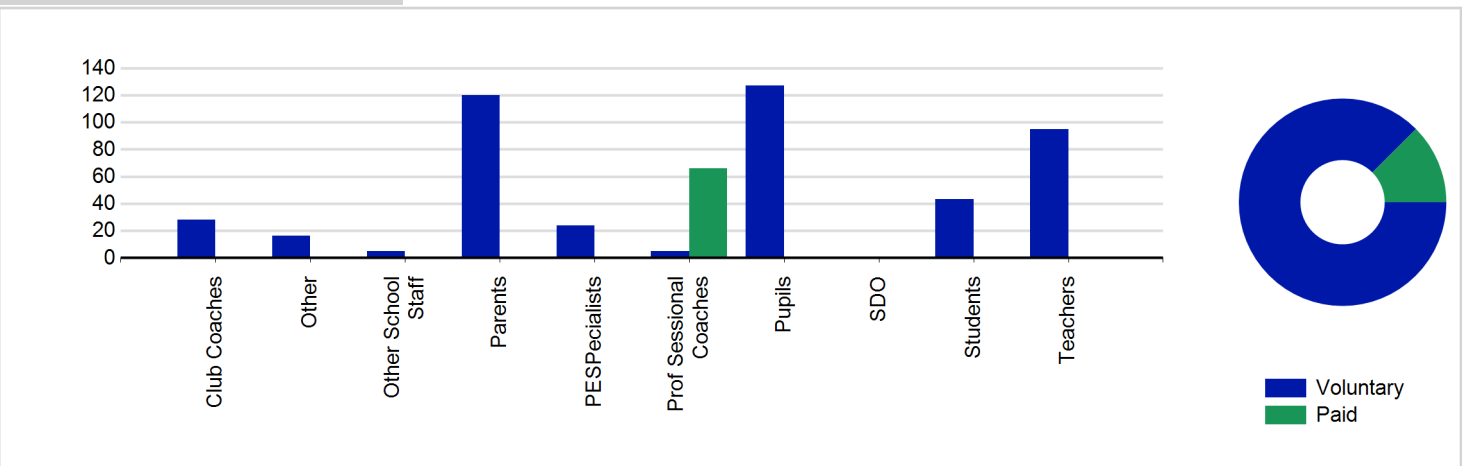
Participant Sessions¹ by School Type



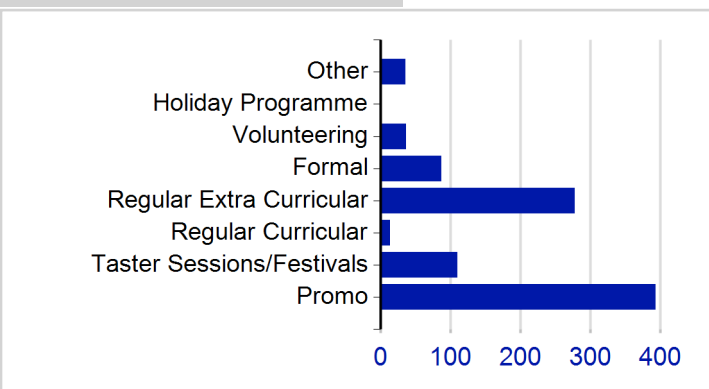
Participant Sessions¹ by Year Group and Gender



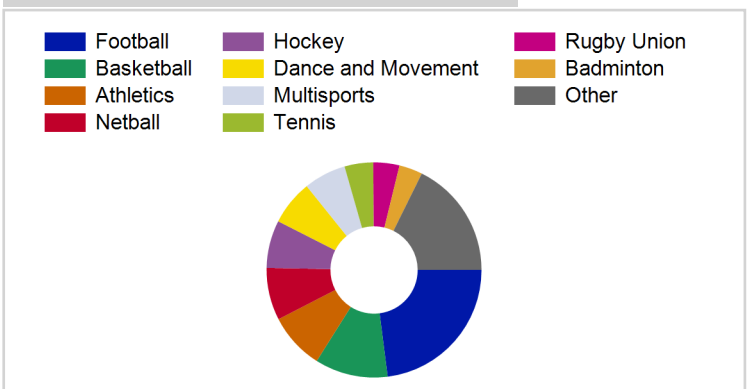
Distinct Deliverers⁴



School/Club Links



Top 10 Activities by Participant Sessions¹



Term Report: Aberdeen City Council

Academic Year : 2013/2014, Term(s) : Full Year

Putting Sport First

sportscotland
the national agency for sport

Participant Sessions 7 by Yeargroup and Gender

	Male	Female
P1	3,645	3,874
P2	5,561	5,197
P3	6,945	5,736
P4	7,129	6,694
P5	8,169	6,927
P6	8,766	10,431
P7	9,942	7,962
S1	6,812	4,420
S2	7,437	3,941
S3	4,357	3,435
S4	3,997	3,215
S5	2,621	2,046
S6	1,251	877
ASN P	1,141	619
ASN S	2,394	880
Total	80,167	66,254

Distinct Deliverers 4 by Type

	Paid	Voluntary
Parents	0	120
Teachers	0	95
PESpecialists	0	24
Other School Staff	0	5
Club Coaches	0	28
Prof Sessional Coaches	66	5
Students	0	43
Pupils	0	127
SDO	0	0
Other	0	16
Total	66	463